


Play the  
Original Arcade  
Classic in Your  
Own Home



COLECOVISION

# GALAXIAN

FROM

**ATARISOFT™**




## THE GALAXIAN\* INVASION

What an induction! You no sooner join the intergalactic Warrior Fleet than the explosion hits. Suddenly the planet is under attack. Without prior training, you have to complete your first mission—defending the planet.

On-the-job combat is the only way to learn, so you have to go out there and do your duty. Shaking in your boots, you accept the assignment and board your

intergalactic command ship. You soon find out that this invasion has something to do with a centuries-old interstellar war. As a result of this war, the Galaxian government lost many planets. Now they are fighting to reclaim their lost territories. Knowing they have no right to your planet, you're ready to put your life on the line and fight to the bitter end.





**NOTE:** Always turn the console **POWER** switch **OFF** before inserting or removing the cartridge. If the title screen doesn't appear when the console is first turned on, press either the \* button or the **RESET** button on the console.

## THE GALAXIAN INVASION CONTINUED

The Galaxian invasion starts off with a bang. Instantly, an entire fleet of invaders descends toward the planet. The command ship suddenly becomes the target of a missile ambush. The Galaxian fleet is fast and strong. They attack

ranking order easy to identify. Drones, the lowest rank, wear blue; Emissaries wear purple; Hornets are outfitted in red; and Flagship Commanders, the highest rank of all, wear yellow.

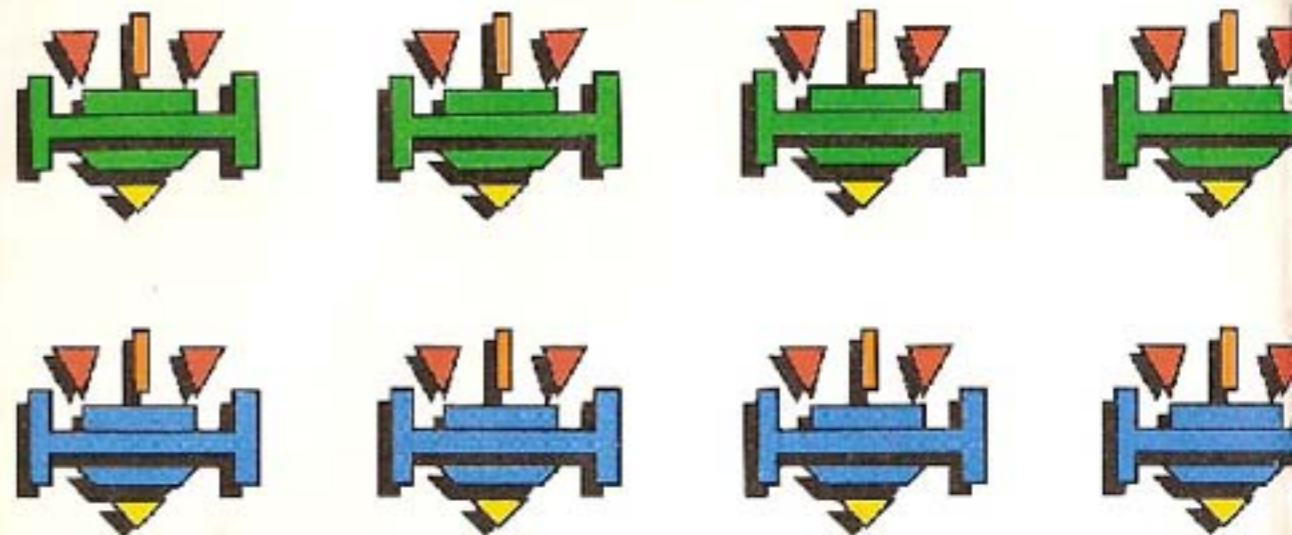
The Galaxian fleet is smart and experienced in battle. They have special radar that enables them to dodge intergalactic missiles. Their warfare includes tricks to divert attention. The Galaxian ability to pull off the unexpected forces you to use foresight and caution plus cunning and skill.

The initial attack is thwarted, but the battle isn't over. They'll be back stronger than ever. Next time, you'll be manning the command ship, again waiting courageously to defend the planet and defeat the Galaxian fleet. Use your accurate aim and quick reflexes, as well as strategy and forethought. A foolish move could cost you the battle and the planet.

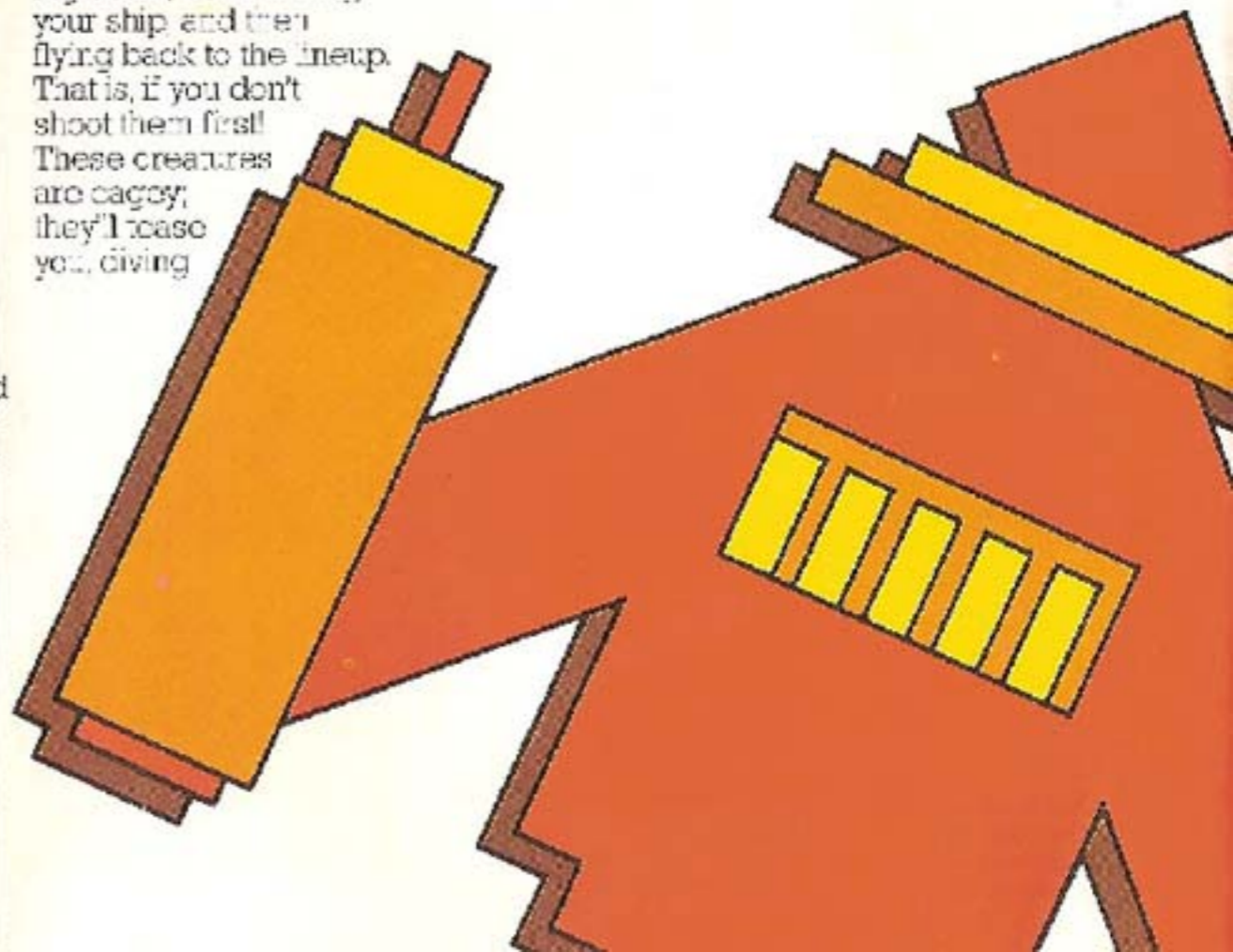
## GAME OBJECTIVE

Your game objective is to destroy the Galaxian fleet before it destroys you. In doing so, you score points—the player with the most points wins. Galaxian battle strategy is to attack in a succession of accelerating waves; each wave fiercer than the last. Waves are depicted with flags at the lower right corner of the screen. One flag appears during the first wave, two flags during the second wave, and so on.

You start the game with three intergalactic command ships—one at the line of battle and two reserves at the lower left corner of the screen. Side your command ship right and left to dodge Galaxian fire. At the same time fire intergalactic missiles to protect your command ship. You lose a command ship each time it is hit by either a Galaxian missile or a collision with a Galaxian. When all three command ships have been destroyed, the game is over.



The Galaxian fleet lines up in ranking order before individually plunging down, bombarding your ship and then flying back to the lineup. That is, if you don't shoot them first! These creatures are cagey; they'll tease you, diving



in waves, approaching faster and faster with each wave. They swoop downward, firing laser cannons. The majority of them charge in single file; others blitz in groups.

Flagships never fly alone for they are always flanked by protective escorts. Their colorful uniforms make their





down, firing, and then dodging your intergalactic fire. The excitement builds as the battle gets tougher. This game requires some quick evasive action and lots of planned strategy. The longer you survive, the more surprises you're in for. You never know what the Galaxian fleet has up their sleeves. Be on the lookout for just about anything.

## USING THE HAND CONTROLLERS

Use your hand controllers with this game cartridge.

## PLAYER/GAME SELECTION

For one-player games, plug the controller into jack 1 on your console. For two-player games, plug a second controller into jack 2. Press the number on your controller that corresponds with the game you want to play.

## START

The game starts automatically after you make a game selection.

## CONTROLLER ACTION

Use the controller to guide the command ship right and left across the screen. Push the control stick right to move right; push it left to move left. Press the right or left fire button to shoot intergalactic missiles.

## PAUSE

To stop the action, press the # button. To restart the game, press the # button again.

## RESET

To return to the game select screen, press either the \* button or the RESET button on your console. You can then restart the game, or select a new one.

## SCORING

Point scoring depends upon the military rank of each Galaxian you destroy. You start the game with three command ships. A bonus command ship is earned after the first 10,000 points you score.

In one player games your score is displayed at the top, left of the screen. The highest score is displayed at the top center of the screen.

## GAME VARIATIONS

GALAXIAN includes 6 game variations:

- Game
- 1 One-player Novice
  - 2 One-player Intermediate
  - 3 One-player Advanced
  - 4 Two-player Novice
  - 5 Two-player Intermediate
  - 6 Two player Advanced



## GAME STRATEGY

When a Flagship is destroyed in flight in waves 1 through 14 the rest of the fleet stops firing for a few seconds of mourning. This is your big chance to get the escorts and any other warriors that you can. This may be the only time that they aren't firing at you.

Always have a strategic escape planned to avoid patterns of missile attacks. Think fast and scan the screen for methods of outsmarting the Galaxian fleet.

Some members of the Galaxian fleet are incredibly difficult to destroy, but with practice you'll outsmart them.

Point Values Table

	Information	Attacking
Drones	30 points	60 points
Fighters	40 points	80 points
Hornets	50 points	100 points
Flagships	60 points	

Destroying a Flagship in flight earns you bonus points as follows:

Flagship with no escorts	150 points
Flagship with one escort	200 points
Flagship with two escorts	300 points
Destroy both escorts then the flagship	800 points



# ATARI<sup>SM</sup>SOFT<sup>SM</sup>

## LIMITED 90-DAY WARRANTY ATARI<sup>SM</sup>SOFT<sup>SM</sup> CARTRIDGES OR DISKETTES

Valid in U.S. Only

ATARI, INC. (Atari<sup>SM</sup>) warrants to the original consumer purchaser that the Atari<sup>SM</sup> Soft Cartridge or Diskette ("Computer Media"), not including computer programs, shall be free from any defects in material or workmanship for a period of 90 days from the date of purchase.

Any Atari<sup>SM</sup> Soft Computer Media which is found to be defective during the warranty period will be replaced by Atari Computer Media returned for in-warranty replacement must have the product label still intact, must be accompanied by proof of date of purchase satisfactory to Atari, and must be delivered or shipped no later than one (1) week after the end of the warranty period, shipping charges prepaid, to:

ATARI, INC.  
Customer Relations  
1312 Crossman Road  
Sunnyvale, California 94088  
Toll Free Numbers:  
In California (800) 872-1404  
Continental U.S. (800) 830-8543

This warranty shall not apply if the Computer Media has been damaged by accident, commercial or other excessive use, unauthorized service, or by other causes unrelated

to defective materials or workmanship.

ANY APPLICABLE IMPLIED WARRANTIES, INCLUDING WARRANTIES OF MERCHANTABILITY AND FITNESS FOR A PARTICULAR PURPOSE, ARE HEREBY LIMITED TO 90 DAYS FROM THE DATE OF PURCHASE. CONSEQUENTIAL OR INCIDENTAL DAMAGES RESULTING FROM A BREACH OF ANY APPLICABLE EXPRESS OR IMPLIED WARRANTIES ARE HEREBY EXCLUDED. The provisions of the foregoing warranty are valid in the U.S. only. This warranty gives you specific legal rights and you may also have other rights which vary from state to state. Some states do not allow limitations on how long an implied warranty lasts and/or do not allow the exclusion of incidental or consequential damages, so the above limitations and exclusions may not apply to you.

**IMPORTANT:** If you ship your Atari<sup>SM</sup> Soft Computer Media for in-warranty replacement, we suggest that you package it securely and insure it for value, as ATARI assumes no liability for losses or damage incurred during shipment.

**DISCLAIMER OF WARRANTY  
ON ATARI<sup>SM</sup>SOFT COMPUTER  
PROGRAMS:**

ALL ATARI<sup>SM</sup>SOFT COMPUTER PROGRAMS CONTAINED WITHIN THE COMPUTER MEDIA ARE DISTRIBUTED ON AN "AS IS" BASIS WITHOUT WARRANTY OF ANY KIND. ANY STATEMENTS CONCERNING THE CAPABILITIES

OR UTILITY OF THE COMPUTER PROGRAMS ARE NOT TO BE CONSTRUED AS EXPRESS OR IMPLIED WARRANTIES.

ATARI DISCLAIMS ANY AND ALL LIABILITY OR RESPONSIBILITY TO THE ORIGINAL PURCHASER AND ANY OTHER PERSON OR ENTITY FOR ANY CONSEQUENTIAL OR INCIDENTAL DAMAGES RESULTING FROM THE PURCHASE, USE, OR OPERATION OF ATARI<sup>SM</sup>SOFT COMPUTER PROGRAMS.

Some states do not allow the limitation or exclusion of implied warranties or of incidental or consequential damages, so the above limitations or exclusions concerning Atari<sup>SM</sup> Soft Computer Programs may not apply to you.

Every effort has been made to ensure that the manual accurately documents the accompanying Atari<sup>SM</sup> Soft product. However, because of ongoing improvements and updating of computer software and hardware, Atari, Inc. cannot guarantee the accuracy of printed material after the date of publication and shall not accept responsibility for errors or omissions.

↑ COLECOVISION is a trademark of Coleco Industries, Inc. This software is manufactured by ATARI, INC. for use on the Colecovision system and is not made, sponsored, authorized, or approved by Coleco Industries, Inc.