




CARTRIDGE INSTRUCTIONS

KILL BARNEY in TOKYO



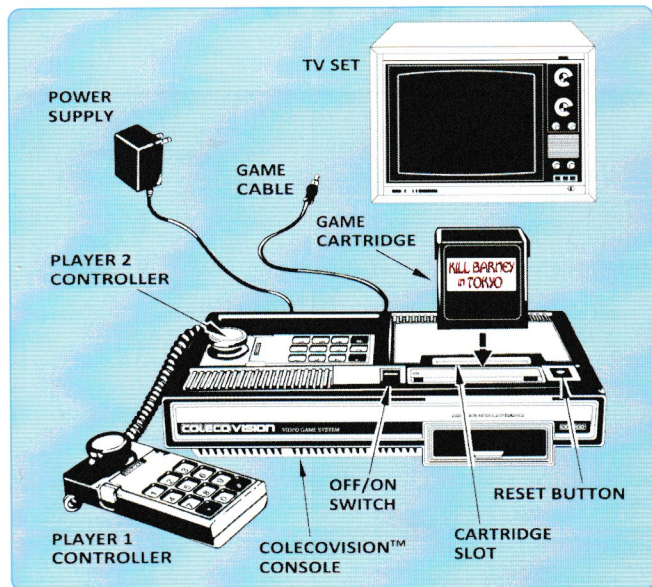
PLAYABLE DEMO

COLECO

GAME DESCRIPTION

Kill Barney in Tokyo is a 2 player shooter. Move around with the joysticks and shoot at the Barney's targets with the Fire button. Try to hit as many targets as you can before running out of shots. Win extra shots by shooting the "POW" targets.

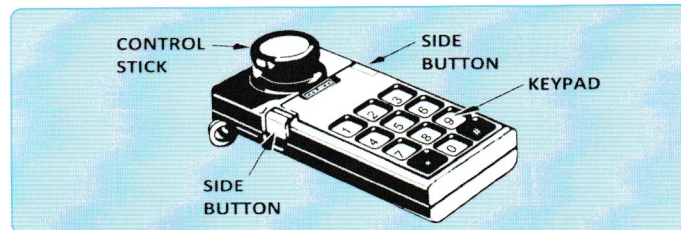
GETTING READY TO PLAY



- ♦ Make sure the COLECOVISION™ console is connected to TV. Make sure power supply is plugged into console. Then plug power supply into a 110/120 volt AC outlet.

- ♦ TV should be on and tuned to same channel as the Channel Select switch on the console.
- ♦ To play the game, use the controller in Port 1 (the rear jack).
- ♦ **ALWAYS MAKE SURE COLECOVISION™ UNIT IS OFF BEFORE INSERTING OR REMOVING A CARTRIDGE.** Turn **Off/On** switch to **On** after cartridge is inserted.

USING YOUR CONTROLLERS



1. **Control Stick:** Push the Control Stick in the direction you want to move.
2. **Side Buttons:** Press any button to fire!



THE FUN OF DISCOVERY

This instruction booklet will provide the basic information you need to get started playing the game, but it is only the beginning! You will find the game exciting every time you play. Experiment with different techniques and enjoy the game!

HOW TO REACH US



<http://www.ccjvq.com/newcoleco>

CREDITS

Program and Audiovisual (C) 1997 Daniel Bienvenu

Package ©2012

Made in Canada

Montreal, Quebec. Printed in Canada

