

ADAM CALC™

The Affordable Advanced Electronic Spreadsheet

Puts The Power of a Team of Accountants At Your Fingertips!

INTRODUCING THE 2-SIDED ELECTRONIC SPREADSHEET...

The Affordable 2-Sided

Imagine an accountant's worksheet. One you only have to set up once. One that instantly and accurately recalculates all work every time you change a number. That's what a powerful electronic spreadsheet program does for you. ADAMCalc™ puts the power of an accounting team at your fingertips... for less than half the price of most comparable software packages!

People who buy electronic spreadsheet software generally fall into two categories. First, there's the *home-side user* who wants to create budgets, evaluate loans, and simplify income taxes. Then, there's the *business-side user* who must make accurate forecasts, assess cash flow, and track stock or bond portfolios. But no matter what purpose you use it for, ADAMCalc™

ADAMCALC™ ADDS UP FOR HOME APPLICATIONS!

Variable column widths

Sort columns by numbers or alphabetically

Up to 255 rows

Search for formulas, words or values

Up to 255 columns

Variable formats available (\$, %, whole #'s, etc.)

Formulas can contain comments and up to 255 characters

Features ADAM™ Smart Keys for ease of use

Payment Number	Principle Payment	Interest Payments
1	\$148.29	\$40.00
2	\$149.78	\$38.52
3	\$151.27	\$37.02

Formula bar: $=B3*(C5,C3/12)/((1-(1+(C5,C3/12))^N)/C5,C3/12)$

LOAN ANALYSIS

IRA ANALYSIS

Account Name	Begin Yr.	End Yr.
Alpha, Inc. C	\$1000.00	
Brown and Co. S	\$5000.00	

TOTALS \$6000.00

WHAT IF: Current

IRA ANALYSIS

Analyze rate of return and tax benefits on long-term Individual Retirement Accounts.

help

Functions

- LOG(x) base-10 logarithm
- MAX(area) largest numeric value
- MIN(area) smallest numeric value
- NPV(x;area) net present value
- PI the constant 3.14159
- ROW or R cell's row #
- SIGN(x) +1,0,-1 if x is +,0,-
- SIN(x) sine (radians)
- SORT(x) positive square root
- STDEV(area) standard deviation
- SUM(area) numeric total
- TAN(x) tangent (radians)
- TRUE or T constant for IF

HELP SCREENS

On-line help screens explain all commands, functions, formulas, and special keys.

21.812

ASSETS: 7 8 9 + -

CURRENT: 4 5 6 =

CASH: 1 2 3 / * %

WOODEN: 0 =

OTHER: 0 =

TOTAL CURRENT ASSETS: \$21,812.00

CALCULATOR

Special built-in "calculator" helps you quickly compute figures and lets you enter them on your spreadsheet if desired.

Look at all the ways ADAMCalc™ can make managing your home easier!

- Home budgets
- Loan analysis
- Income tax analysis
- Yearly tax record monitoring
- Real estate investing
- Party planning
- Club dues posting
- Medical record keeping for individuals or the whole family
- Bar chart illustration of increases and decreases in expenditures
- Accuracy checking of work in business, science or statistical courses

ALC™

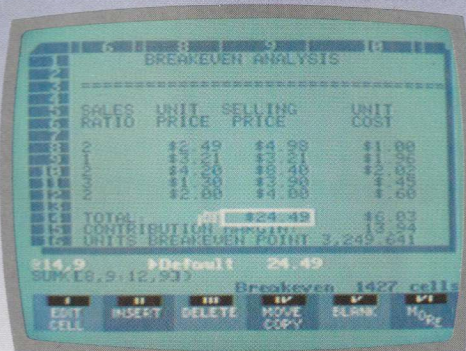
Electronic Spreadsheet!

is the perfect spreadsheet program for all your needs!

Features like on-line help screens and a step-by-step tutorial make ADAMCalc™ simple enough for a novice to master. Yet, it's sophisticated enough to perform complex financial modeling, analysis and forecasting. Seven working


spreadsheets are included, addressing the common needs of home and business users. Add the convenience of crisp, clear printouts on demand and you've got a spreadsheet package for everyone! ADAMCalc™ has the power, versatility and options that really count!

ADAMCALC™ ADDS UP FOR BUSINESS APPLICATIONS!



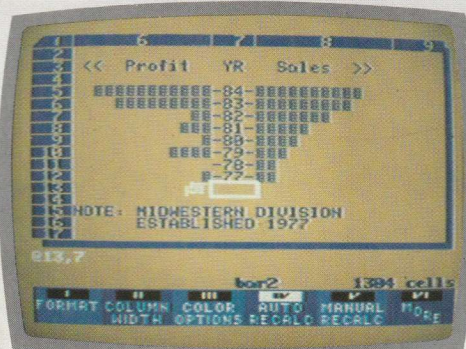
BREAK EVEN ANALYSIS

Helps the small business person make informed decisions by clearly outlining all aspects of any given start-up situation.



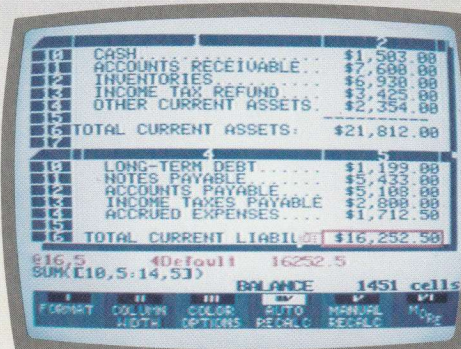
INCOME STATEMENT

Helps you quickly weigh all factors to accurately determine and evaluate income.



SALES/PROFIT BAR CHART

Graphically illustrates changes in sales and profits. Even more valuable since files can easily be transferred into SmartWriter™, SmartBASIC™, or SmartLogo™, allowing you to insert charts onto your memos or proposals.



BALANCE STATEMENT

ADAMCalc™ has "windowing," allowing you to see several spreadsheet sections at once for convenient cross-checking of assets and liabilities.

Look at all the ways ADAMCalc™ can help you run your business better!

- Cash flow assessment
- Payroll analysis
- Income and balance statement development
- Inventory tracking
- Stock portfolio evaluation
- Investment analysis
- Statistical calculations
- Cash register balancing and record keeping
- Net financial worth assessment
- Accounting worksheets for payables and receivables
- Sales projection bar charts

ADAMCALC™

**ADAMCALC™ ADDS UP WHEN COMPARED
TO HIGHER-PRICED SPREADSHEET PROGRAMS!**

FEATURES	ADAMCALC™	VISICALC™ *	MULTIPLAN™ *
Maximum rows	255	254	254
Maximum columns	255	64	64
Built in calculator	yes	no	no
Screen color options	yes	no	no
Background printing	yes w/64k expander	no	no
Ability to place comments in formulas	yes	no	no
Format numbers for stocks	yes	no	no
Area erase	yes	no	no
Minimum column width	1 character	3 characters	3 characters
On-line help	yes	no	yes
Individual variable column widths	yes	no	yes
Sorting	yes	no	yes
Searching	yes	no	yes
Name cells or formulas	yes	no	yes
Format numbers with commas	yes	no	yes
Format numbers with percentages	yes	no	yes
Standard deviation function	yes	no	yes
Quick reference card included	yes	yes	yes
Split screens; Windows	yes	yes	yes
Bar chart display	yes	yes	yes
Hold rows or columns	yes	yes	yes
Cyclic recalculations	yes	only on request	yes
Absolute replication & copying	yes	yes	yes
Relative replication & copying	yes	yes	yes
Table lookup feature	yes	yes	yes
Word Processing/Logo/BASIC files	yes	DIF files	SYLK files
# of cells with 64K	2000	2000	2000

VisiCalc* is a registered trademark of VisiCorp. MultiPlan* is a registered trademark of Microsoft.

COLECO INDUSTRIES, INC.

National Sales Office, 200 Fifth Avenue, Suite 1234,
New York, N.Y. 10010 (212) 242-6605.

Canadian Sales Office, 5149 Bradco Boulevard,
Mississauga, Ontario L4W2A6, (416) 624-3401

© 1984 Coleco Industries, Inc. Printed in U.S.A. E014-1084

COLECO