

P.O. Box 1317, Lisle, IL. 60532
PHONE: (708) 961-3529

**MULTI - FUNCTION USER GROUP
MONTHLY NEWSLETTER - PUBLIC DOMAIN LIBRARY
DISCOUNT BUYING SERVICE FOR HDW & SFTW**

Issue #65 June, 1990
Editor: Lyle Marschand
Copyright @ 1988,9,90

Single Copy: \$3.00
Annual: (U.S. 3rd class) \$19.00
(U.S. 1st Class/Canada) \$26.00

Continuing our study of the Gospel of John, Chapter 4...

³¹ Meanwhile the disciples besought him, saying, "Rabbi, eat," ³² But he said to them, "I have food to eat of which you do not know." ³³ So the disciples said to one another, "Has any one brought him food?" ³⁴ Jesus said to them, "My food is to do the will of him who sent me, and to accomplish his work." ³⁵ Do you not say, 'There are yet four months, then comes the harvest'? I tell you, lift up your eyes, and see how the fields are already white for harvest. ³⁶ He who reaps receives wages, and gather fruit for eternal life, so that sower and reaper may rejoice together. ³⁷ For here the saying holds true, 'One sows and another reaps.' ³⁸ I sent you to reap that for which you did no labor; others have labored, and you have entered into their labor."

³⁹ Many Samaritans from that city believed in him because of the woman's testimony, "He told me all that I ever did." ⁴⁰ So when the Samaritans came to him, they asked him to stay with them; and he stayed there two days. ⁴¹ And many more believed because of his word. ⁴² They said to the woman, "It is no longer because of your words that we believe, for we have heard for ourselves, and we know that this is indeed the Saviour of the world"

⁴³ After the two days he departed to Galilee. ⁴⁴ For Jesus himself testified that a prophet has no honor in his own country. ⁴⁵ So when he came to Galilee, the Galileans welcomed him, having seen all that he had done in Jerusalem at the feast, for they too had gone to the feast.

⁴⁶ So he came again to Cana in Galilee, where he had made the water wine. And at Capernaum there was an official whose son was ill. ⁴⁷ When he heard that Jesus had come from Judea to Galilee, he went and begged him to come down and heal his son, for he was at the point of death. ⁴⁸ Jesus therefore said to him, "Unless you see signs and wonders you will not believe." ⁴⁹ The official said to him, "Sir, come down before my child dies." ⁵⁰ Jesus said to him, "Go: your son will live." The man believed the word that Jesus spoke to him and went his way. ⁵¹ As he was going down, his servants met him and told him that his son was living. ⁵² So he asked them the hour when he began to mend, and the said to him, "Yesterday at the seventh hour the fever left him." ⁵³ The father knew that was the hour when Jesus had said to him, "Your son will live"; and he himself believed, and all his household. ⁵⁴ This was now the

second sign that Jesus did when he had come from Judea to Galilee.

Jesus often used analogies to farming since many of the people were farmers in that day. He speaks in verses 35-38 of sowing and reaping. He is referring to the "sowing" of the word of God, his plan of salvation and the principles of His Kingdom. The "reaping" represents the people who come to repent of their sins and ask forgiveness, accepting God into their heart.

Jesus came to earth to teach about God's plan of salvation and to bring people into the Kingdom of God, breaking the bonds to sin and death. He couldn't personally reach all the people in the world himself, so he taught his disciples who in turn taught others, etc. Jesus was well known, based on his miracles and his teachings.

As the woman at the well stated in verse 4:39 "He told me all that I ever did.". Jesus was one with the Father and knew all things - when he looked at a person, he looked through them into their heart and knew them for who they really were. He spoke of things that no one had ever heard before, thought provoking teachings sent people away thinking of things they had never thought of before.

Jesus was the Son of God and he brought God's love and teachings to us. Thousands of people believed and accepted his teachings.

After his death and resurrection, which paid the price for all of our sins and gave us the opportunity to have our sins forgiven, Christianity was born. Christianity is totally based on Jesus, which is evidence of the fact that he was not just a great teacher and prophet as many have tried to say.

Christianity is the only religion that is based on a **personal God**, one who has established a direct relationship with his creation, rather than the impersonal gods represented by statues of wood or stone. God showed His love for us by sending His one and only Son to pay the price for our sins and to give each of us the opportunity to become one with him and hence have eternal life and salvation.

No other so called god can claim this. No other god became a human, died and rose from the dead either. Some obviously don't believe in the fact of Jesus' resurrection, but **it is one of the most researched events in history**. Jesus appeared to many after his resurrection and the fact of the empty tomb is well known. (Continued on page 2...)

JUNE 1990 - ISSUE #65 INDEX

JUNE INDEX / N.I.A.D. PROCEDURES	1
FROM THE EDITOR'S DESKS.....	2
N.I.A.D. NEWS AND UPDATES	3
FOR YOUR INFORMATION.....	4
SUMMER HEAT WAVE SALE II.....	5
LEARNING FOREIGN TONGUES FOR THE EOS LITERATE by JOE WATERS - Supplied by ADAM NEWS NETWORK.....	6
E.T. - TYPE HOME by RICK LEFKO.....	8
IS ADAM STILL ALIVE ?? by TONY WONG	9
COLECO CHECKLIST by RICHARD SALVATI.....	10
MIDI MUSINGS by CHRIS BRAYMEN.....	11
USED & SWAP CORNER.....	12
PUBLIC DOMAIN WORKSHOP	13
CP/M 2.2 & TDOS WORKSHOP by DOUG ROSENVINGE (ACOLYTE SOFTWARE).....	14
PRODUCT REVIEWS:	
PAINT PALETTE by GRAFTEX SOFTWARE - Review by PAT J. HERRINGTON.....	15
PERSONAL CALENDAR UTILITY by PHOENIX 2000 - Review by JIM NOTINI	16
PERSONAL CALENDAR UTILITY CALENDAR PRINTOUT / MIDI-MITE SPEC SHEET.....	17
PRODUCT LIST	18



N.I.A.D. PROCEDURES



⇒ N.I.A.D. is published monthly except for the months of December/January and July/August, which are combined issues by the Northern Illiana ADAM User's Group. Individual issues may be purchased for the current month or a backissue for \$2.00. The June issue of N.I.A.D. is the 65th issue published by N.I.A.D., there are 64 preceding issues. When ordering backissues, please specify the number of the issue, month and year.

⇒ The standard membership rate for 10 issues is **\$19.00 USA Third Class** and **\$26.00 Canadian, USA First Class** and it's **possessions**. Contact us for membership rates outside of these areas.

⇒ N.I.A.D. welcomes contributions of original reviews, programs, articles, questions, suggestions and comments. Please include a SASE (Self-Addressed-Stamped-Envelope) if you want a written reply. Also, any contribution sent in on DDP or DISK will be eligible to receive a public domain program or volume in return at no charge!

⇒ Your N.I.A.D. member ID number is on the first line of your mailing label (affixed to the newsletter). The first four digits are the month and year of the final issue in your current membership. Please check this number each month to make sure that issues are not missed.

⇒ N.I.A.D. will not be held liable for any issues missed due to an address change which we are not informed of. Please get this information to us as soon as possible so as not to cause any type of difficulties. Also, include your member ID number.

⇒ N.I.A.D. accepts advertising for ADAM related products and services. Cost is \$50 for a half page ad and \$75 for a full page ad for one month. Contact us for multi-issue discounts. Well over a thousand ADAM owners receive our newsletter each month and many more get to see it second hand. You may send in your ad in either SmartWRITER, SpeedyWRITE, PowerPAINT, PrintWORKS, other ADAM formats, IBM ASCII or PUBLISH IT! DTP format files or even supply us with a high quality print out for reproduction in the newsletter. N.I.A.D. reserves the right to not advertise certain products.

⇒ If **0690** are the first four digits in your member number, it is time to renew your membership to insure that you do not miss an issue.

⇒ N.I.A.D. welcomes software developers to submit their programs for us to evaluate for possible commercial sale. Send in your products for us to test and to review in the newsletter. N.I.A.D. offers a 50/50 split of the sale price on all items that we handle distribution of for all developers. You will find that this is one of the best offers around in the ADAM community. We will also publish a review on the product as soon as possible.

⇒ Our Chicago Local Chapter Meetings are a great way to learn more about our beloved ADAM systems. You have the opportunity to meet fellow ADAM owners, ask us questions, see live demonstrations of hardware and software and also purchase products. We meet in our store, CompuKINGDOM, the second Thursday of each month at **7:30 PM**. If you need directions getting here, just give us a call.

The meetings which will be held throughout the year will fall on the following dates (remember that there are no meetings scheduled for the months of June, July and August):

September 13, 1990
October 11, 1990
November 8, 1990
December 13, 1990

We have exercised due care in the preparation of this newsletter (that doesn't mean we're perfect!). No warranty, expressed or implied with regard to the information contained herein is given, either by interpretation, use or misuse. The opinions expressed herein do not reflect those of the editor or staff unless noted.



Yes, Jesus was different, he was a man and the Son of God -there will only be one Jesus Christ because he is the Son of the one and only God of the universe.

Won't you ask Jesus into your heart today to receive his love and accept his forgiveness and salvation?

God bless you all.



Well, it should be about July 4th when most of you receive this issue so HAPPY 4TH of JULY !!

I have already lost half of the summer some how so I have to get going and catch up on all my outside work. I'm sure none of you are in this position, you all have all your summer chores done and are just laying around with nothing to do!



Thanks to the NIAD staff, and primarily Jim Notini, we have another newsletter jam packed with valuable and informative articles for you ADAMites.

We continue to get good support from many of you who take time to contribute articles and help for your fellow ADAMites, this is what it is all about and why the ADAM has continued to hold on - people willing to help others.

Thanks to Doug Rosenvinge for taking over as the CP/M 2.2 Librarian and writing very helpful articles for all who are using or want to use CP/M.

The NIAD newsletter has become the largest and most consistently issued ADAM only newsletter. We continue to work hard to bring you the most ADAM information in each issue. In fact, we put out so much information that I doubt if most of you can keep up with it!

This summer we are going to do something a little different, instead of our regular combined July/ August issue we will be mailing an ADAM catalog containing a complete list of ADAM software/ hardware and accessories WITH DESCRIPTIONS.

This will be the first catalog we have attempted and we welcome your suggestions as to what you would like to see since we will be working on it through mid August. Depending on the number of pages it turns out to be, we may combine the mailing of the catalog with the September issue and try to get them both out by early/mid September so don't panic if don't receive something in August.

Our printing and mailing costs have gone up and we have to find ways of cutting expenses or we will raise the membership rates.

The ADAM community has a problem that we welcome your ideas on - digital data drives are becoming very scarce. If anyone knows of additional sources or better yet, can develop a way of repairing defective drives please let us know.

Four score and several years ago, our fore-fathers (Coleco and Hewlett Packard, among others) brought to this land a little gem of a computer by the name of ADAM. Almost seven years later and this 8-bit computer is still thriving in many a household around North America and such foreign lands as England, France, Australia, China and Germany! How you may say? Through the efforts of many devoted users. They say hardware development and hardware products which make it to the market are one way in which the computer's success can be gauged. Well, within the last 6 to 8 months or so, we ADAMites have seen a complete Hard Drive turnkey system by the name of PowerMATE, the SmartCLOCK chip, the Multi-Purpose Interface Board 2, the Dynamite Sound Digitizer (on it's way) and the MIDI-MITE released. All hardware items which have or will make a major impact upon our ADAM usage.

Some of these products were promised months ago, but the point is that they are here and ready to be bought, used and abused if need be. There are numerous other hardware products which are in the developmental stages now or on the drawing boards (some of which I am not at liberty to talk about yet), but will truly revolutionize further our use of the ADAM. What needs to be understood among the users in ADAMdom is that sometimes patience is a virtue as well as letting yourself be heard if you are interested in a particular hardware product. I understand how disappointing it can be at times waiting for hardware since I consider myself as more of a user than someone in the fore-front of keeping the ADAM going, but we must be understanding when hardware (or even software) is delayed. Why? Because the people who are developing the products are mostly working on their own, at their own expense, on their own time while hardware and software companies for other computers have hundreds, if not thousands of personal working together on research and development!

I am not condemning anyone for their actions or becoming upset when hardware isn't released on time, but trying to bring about a bit of understanding of what a developer goes through in bringing a product to fruition. In most instances, the development of a product, cost wise, will far exceed any profits the developer will see from sales. Some figures that have been passed onto myself by developers scare the heck out of me and make me glad I was never one to tinker.

We, as a community of ADAM owners, have come too far over the past several years to start to become lackadaisical when it comes to letting ourselves be heard when hardware products are on the drawing board and will only progress further if a good enough response is received to warrant production. Case in point, the SCANNER that could have been made available a little over a year ago by E&T SOFTWARE. It was surprising to hear that there were only about 75 or so responses which Ed Jenkins received from people who wanted to purchase this item, to think, another 75 or so responses and the scanner would have been a reality at this time. Since then, I have heard and read a lot of responses from ADAM owners who were upset that the scanner never made it off the drawing board. I know how they feel because I was upset when told that the scanner would not be produced, and to think at the time, only about 5% to 8% of our members would have had to respond favorably, and that's not counting other user's groups!

But the past is the past and it cannot be changed, however the future can be changed by letting yourself be heard by the software and hardware developers as well as the user's groups and newsletter publishers. With all this new hardware being released and some terrific software, things truly look very bright for the future of ADAM !!

Til we meet again, "KEEP ON ADAMING !!!"



NIAD NEWS & UPDATES

⇒ N.I.A.D. continues to offer a remarkable array of specials and sale items on ADAM products which is now valid through August 15th, 1990. Many of the products are in short supply and some will never be offered by N.I.A.D. again, so don't delay!

⇒ TRISYD VIDEO'S 320K Extended Data Packs still remain on backorder status due to a snag in production. As soon as we receive these data packs in stock again, we will fill all orders. Orders received for the 320K DDP will be placed on hold unless other items are ordered at the same time.

⇒ PHOENIX 2000, Soloman Swift's reorganized company, has announced yet another program in development and soon to be released, SWIFT'S LABEL PRINTSHOP. No details have been released yet, but likely features will include dot matrix and ADAM printer support, use of clip-art, multiple fonts if not the ability to load font files and database creation. No further word has been received on the completion of GoDOS V2.0, Programmer's Setup Utility or the new newsletter, ADAM Computing Today. We wish Soloman good fortune in all his future endeavors, because the ADAM and ADAM owners need his talents.

⇒ ADAMCON 02 is slowly creeping up, AUGUST 15-18. If you would like further information on the second ADAM Convention, please refer to the May, 1990 issue for the registration form and a number of other informative articles.

⇒ MICRO INNOVATION's new MIB2 (Multi-purpose Interface Board 2) is now available through N.I.A.D. for only \$69.95! MIB2 contains 1 Parallel Port (compatible with all software and previous Parallel Interfaces) and 2 RS-232 Serial Ports (not compatible with EVE or OBS Serial Boards). Also included on the MIB2 is an Addressor connection for larger memory expanders. Communications programs, already patched for the non-standard serial ports, are provided for use with an external modem as well as the most current version of the TDOS Operating System. CP/M programs, as well as EOS programs, will need to be modified in order to access the different serial port addresses. Hopefully an MIB2 Serial Port option can be worked into ADAMLink IV before it's release or else this board will be of use mainly to CP/M users. Peripheral cables (Serial and Parallel) are set at \$12.95 each.

⇒ TRISYD VIDEO has announced that the DYNAMITE SOUND DIGITIZER is just about completed and should be available by the time you read this. D.S.D. was first unveiled at ADAMCON 01 and wowed the pants off of everyone on attendance. Please call for availability, retail price is set at \$69.95.

⇒ BONAFIDE SYSTEMS, co-operated by Chris and Elizabeth Braymen, has released the MIDI-MITE, which is the long awaited midi-interface that was first displayed at ADAMCON 01. MIDI MITE attaches to the side expansion port on the Memory Console and is supplied with extensive midi utility programs. For further details on MIDI-MITE, see "MIDI MUSINGS" on pg. 11 and the press release flyer on pg. 17. N.I.A.D. retail price is \$74.95!

⇒ GRAFTEX SOFTWARE has released PAINT PALETTE, a drawing-aide specifically for use with PowerPAINT by Digital Express (PHOENIX 2000). The package combines foreground and background colors in such a way as to provide the user with more than 200 different shades of color for use in their creations. See the review in this issue. N.I.A.D. retail price is \$9.95.

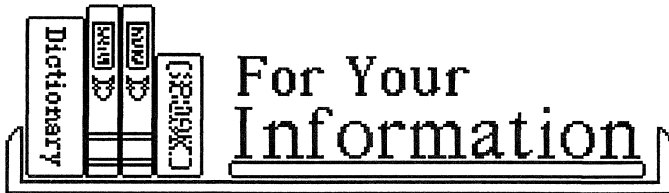
⇒ ADAMLINK OF UTAH, operated by Alan Neeley, has released a new hardware device which is packaged with two SmartBASIC software application programs called the AUTO-ANSWER DEVICE. One program is for use with the Coleco internal modem and is a simple telecommunications package which gives the modem an auto-answer and XMODEM send feature. The second program is a phone monitoring program that keeps track of the time that calls are coming in on a standard phone line. The data can be viewed on the screen, saved to a storage device, or a hardcopy printed. The price is only \$17.50! The ADAMLINK of UTAH Newsletter has also undergone a name change, now called "THE ADAM INFORMANT", published bi-monthly. For further details contact: ADAMLINK OF UTAH - 2337 South 600 West - Salt Lake City, UT 84106 - (801) 484-5114.

⇒ WALTERS SOFTWARE CO. has announced that both THE LABEL WORKS and THE PRINT WORKS have been upgraded to check the operating system currently in memory to see if a more advanced version is installed, if not, the OS will be loaded from the media. The upgrade will also check if the boot drive is the ramdisk, if it is, it will allow the program to boot. This means, if you own the SmartDSK CART, you can boot THE LABEL or PRINT WORKS from the ramdisk. Also, THE PRINT WORKS has been updated to double strike the printout. SpellingAID has been updated to a file loading program. The SmartDSK III utilities have been upgraded to use the media size instead of the drive size. This will allow for the use of any size data pack, disk, hard disk or ramdisk. In the works are true 24-pin printer drivers for THE LABEL and PRINT WORKS. For upgrade information, write to: Walters Software Co. - Rd #4 Box 289-A - Titusville, PA 16354 or call (814) 827-3776.

⇒ THOMAS ELECTRONICS, operated by Thomas Mackie, has reduced the price of both version of the ADAMOUSE. The internal version, which requires some technical work, sells for \$69.95 Canadian or \$79.95 Canadian for the version which simply plugs into joystick port #1 along with an additional male/female connector which is inserted between the printer-to-console cable and the memory console for power. In the works are several programs designed to take advantage of the capabilities of the ADAMOUSE, which is fully proportional, and 100% compatible with ALL joystick controlled software. Some of the programs which are being worked on include a graphics utility, a mouse manager (media utilities), word processor and possibly a terminal program. More details will follow as we receive them.

⇒ OASIVE PENSIVE ABACUTORS have released no further news on the release or availability of the ADAM IMAGE MAKER. Of all the hardware items introduced before last Christmas, this is easily the most eagerly awaited product from all the calls we have received on this, but unfortunately, we are unable to pass along any good news at this time. Long delays are part of all computer owners concerns, not just ADAM owners, and you don't have to look far for an example. MICROSOFT was to release WINDOWS V3.0 (a graphic-oriented disk operating system) for the IBM and compatibles late last summer, but it finally made it out last month and all ready has become the hottest selling package. Hopefully with a little patience and good fortune, AIM will make it's way to the households of ADAM owners within the next few months (I know I want one desperately!).

⇒ Remember, there will not be a July issue of the N.I.A.D. Newsletter published. The July / August issues are combined into one and mailed in the middle of August. If all goes well, we will be mailing our first ever catalog detailing all products we carry with full descriptions!



**FROM WALTERS SOFTWARE CO.
ATTENTION PowerMATE OWNERS**

I, Jim Walters, have been hard at work developing SmartMATE, a program that will utilize the PowerMATE Hard Drive unit in EOS. The program is supplied on cartridge and contains both EOS 5 and the SmartDSK Operating System, both contain hard disk drivers. SmartMATE contains utilities to boot file loading programs, boot drive (Coleco, PowerMATE or Ramdisk), copy options (Block 0, file, media), a hot key for booting the PowerMATE software and options to select which volume (tape one and M1 disk drive) you wish to use. The copy media option has the ability to copy a larger drive to a smaller one. This is accomplished by using two or more smaller medias. The copy utilities use a 32K copy buffer (bigger is not better), I use standard memory for a rock solid copy utility. To copy a file loading program to a hard drive volume takes two steps, first, use the block 0 option to copy the boot block, second, copy the program and any screen or support files to the same volume. The program is now ready to boot with the Boot Software option from the SmartMATE menu. Select the drive and highlight the file name that you copied with the block 0 option and press the continue SmartKEY. The next option is to select the operating system and the program will boot super fast. The Hard Drive boots SmartBASIC in about 8 seconds, the ramdisk can boot SmartBASIC in about 2 seconds (but requires to be copied to the ramdisk everytime you turn on the system). The convenience of having all your favorite programs on one drive is worth owning a PowerMATE Hard Drive.

I own a 20 Meg Hard Drive and I only have about 3 meg used at the time. I don't recommend putting all your software on your hard drive, just your most frequently used programs. Putting programs that you might not use but once a year wastes space and clutters directories.

HINTS FOR "THE VASE OF TURR"

Some interesting hints. The spider is a very nasty pest which you would be much better off if you left him alone. The snake is a more friendly creature, he scares easily and there is a permanent solution in keeping him away. The bat hates the light and it makes him mad. This might have something to do with why he won't let you pass. There is a short cut in exiting the cave, most likely you will get a big bang out of it. A map is also available, send a Self-Addressed, Stamped, Envelope or \$.50 to WALTERS SOFTWARE CO.

MODIFYING AND RELOADING ADAM RIBBON CARTRIDGES by Nat Eiseman - AWAUG

In the course of my work as a freelance writer (science, technology and medicine if anyone out there uses freelancers, unpaid ad) I have found that print quality on the ADAM Printer using Coleco ribbons left something to be desired and like everyone else, I had trouble finding them. A slight modification of a new cartridge will provide darker and more even intensity output and once the cartridge has been opened, the ribbon can be replaced and the cartridge reused, much more cheaply than a new one!

To modify the cartridge, first remove the O-ring from the spools on the left side and save it. Then use a small thin-bladed knife to pry the top off. Don't worry about breaking a few of the pins. There are six of them and any two that survive the process will suffice. Then lift out the supply reel on the right hand side and remove the tension spring from the underside and discard it. This spring maintains ribbon tension (unnecessary), but causes drag and uneven print darkness.

Looking at the left side, the ribbon is threaded through the drive sprockets. One of these often pops out when the cartridge is opened, so be careful not to lose it. I recommend threading the ribbon to the left, bypassing the sprockets.

This allows the ribbon to run faster and further improves the print quality. Then reassemble the cartridge and go for it. This does use up the ribbon somewhat faster, but.... You now know how to reload the cartridge with fresh ribbon! Lift out the old ribbon and discard it, but save the take-up spool on the left side. Discard the supply spool. Just drop a new reel of ribbon on the right side and thread as above, using tape to attach the free end to the up-take spool. The supply reel just sits in the cartridge. It will rattle around as you handle it and may seem to jam up, but once it is in the machine, it will work fine. I have printed about 3000 pages of text over two years this way without a single problem.


To reload the cartridges I recommend Ricoh pancake ribbon. This brand is slightly too large for the cartridge and I have to unwind a few feet of it to get it in. NEC pancake will work, but the ribbon is a little wider and tends to jam about halfway through a reel. If this happens, just cut it, discard the used portion and rethread. There may be other brands of the right size, but these two are readily available for \$1.50, perhaps less if you can find them at a discount office supply (I haven't). Should the O-ring get stretched, broken or lost, you can get another at most hardware stores. Several sizes will work. I use R-65. I have not tried this with non-Coleco cartridges.

Happy printing !!!

REGISTER THAT SOFTWARE

In most instances, when you buy a software or hardware, the manual or documentation file will contain a registration form for you to fill out and mail back to the developer. This registration card is used by the software developer as a means of staying in touch with those who have bought their software or hardware items and more importantly, a means of informing purchasers of their products when updates become available. Don't delay in mailing in your registration forms. Some examples of companies which frequently update their products include WALTERS SOFTWARE CO. (The Print Works, The Label Works, SpellingAID, SmartDSK series, etc.), PRACTICAL PROGRAMS (Basic System Manager / Fastrun), ADAM'S HOUSE (Invoicer, File Printer), E&T SOFTWARE (Business Pack I, Softpack I), REEDY SOFTWARE (SmartTYPE, KOPYKAT, etc.), DIGITAL EXPRESS/PHOENIX 2000 (SwiftLINK, GoDOS, etc.), CLARY SOFTWARE (ADAMLink III, III+).


While it is our job to pass along information about packages that have been updated, sometimes we miss items or don't receive notices of updates and therefore don't pass the message along to our readers. This is where having your software registered will be of importance! People tend to only look upon the purchase of the computer and added hardware an investment, while the software is used to enhance your investment, but the software you buy is just as much of an investment and should be treated that way. Protect yourself by making backup copies, if the program is copy protected - send away to the producer for a backup copy, and most importantly register your software so that you will receive update information and in the security of knowing you can always get a replacement copy when you are registered.



SUMMER HEAT WAVE SALE II

PRICES EFFECTIVE 7/1/90 THRU 8/15/90

SUPERCEDES ALL PREVIOUS SPECIALS FROM MAY 1990



NEW MEMBER / RENEWAL SPECIAL

- THIRD CLASS RENEWAL \$19.00
- Receive one free Public Domain Volume of your choice
- FIRST CLASS RENEWAL \$26.00
- Receive two free Public Domain Volumes of your choice

COMMERCIAL SOFTWARE SPECIALS

	<u>WAS</u>	<u>NOW</u>
□ ADAM BOMB (64K) by PITMAN SOFTWARE	\$19.95	\$14.95
□ ADDICTUS by REEDY SOFTWARE	\$17.95	\$15.95
□ AFL FOOTBALL by SUPERIOR SOFTWARE	\$15.95	\$9.95
□ BASIC BONANZA by MARTIN CONSULTING	\$14.95	\$6.95
□ BEAMRIDER CART by ACTIVISION	\$18.95	\$9.95
□ BEYOND TREK (64K) by DIGITAL EXPRESS	\$15.95	\$11.95
□ BLACK GOLD by IMAGE MICROCORP	\$15.95	\$9.95
□ BRAIN STRAINERS CART by COLECO	\$17.95	\$9.95
□ CENTIPEDE CART by ATARISOFT	\$12.95	\$9.95
□ DEFENDER CART by ATARISOFT	\$12.95	\$9.95
□ DIABLO by IMAGE MICROCORP	\$15.95	\$9.95
□ DINOSAUR DIG (64K) by PITMAN SOFTWARE	\$16.95	\$12.95
□ DRAGON by REEDY SOFTWARE	\$17.95	\$15.95
□ G.A.M.E. SET #2 by DIGITAL EXPRESS	\$12.95	\$6.95
□ GORF CART by CBS SOFTWARE	\$18.95	\$9.95
□ HEIST CART by MICROFUN	\$18.95	\$9.95
□ MIND OVER ADAM by PITMAN SOFTWARE	\$11.95	\$8.95
□ NIAD GOLD: GAMES I by MR. T SOFTWARE	\$9.95	\$5.00
□ NIAD GOLD: TEXT ADV. I by MR. T SOFTWARE	\$9.95	\$5.00
□ NOVABLAST CART by IMAGIC	\$18.95	\$9.95
□ PHRASE CRAZE by REEDY SOFTWARE	\$17.95	\$15.95
□ PHRASE PAK I by REEDY SOFTWARE	\$9.95	\$6.95
□ PHRASE PAK II by REEDY SOFTWARE	\$9.95	\$6.95
□ PHRASE PAK CON. SET by REEDY SOFTWARE	\$9.95	\$6.95
□ REEDY ENTERTAIN. PACK by REEDY SOFTWARE	\$13.95	\$9.95
□ REEDY SOFT. LIBRARY by REEDY SOFTWARE	\$17.95	\$9.95
□ STAGE FRIGHT by REEDY SOFTWARE	\$13.95	\$9.95
□ STARCROSS (CP/M) by INFOCOM	\$19.95	\$11.95
□ STRATOZAP by A.C.E. SOFTWARE	\$16.95	\$9.95
□ SUPER ZAXXON (DDP) by COLECO	\$9.95	\$5.95
□ TEMPLE \ SNOW DRAGON by DIGITAL ADV.	\$21.95	\$19.95
□ TOURNAMENT TENNIS by IMAGIC	\$18.95	\$10.95
□ U-MATCH-EM by PHOENIX 2000	\$12.95	\$9.95
□ VASE OF TURR by WALTERS SOFTWARE	\$29.95	\$22.95
□ WIZARD'S PINBALL ARCADE by WIZARD'S LAIR	\$14.95	\$8.95
□ AMERICA AT WAR (DDP) by A-WARE	\$9.95	\$5.00
□ RICHARD SCARRY'S BEST (DDP) by COLECO	\$20.95	\$10.95
□ CABBAGE PATCH PIC SHOW CART by COLECO	\$18.95	\$9.95
□ DANCE FANTASY CART by FISHER PRICE	\$12.95	\$6.95
□ DR. SEUSS' FIX UP/MIX UP CART by COLECO	\$18.95	\$9.95
□ GREAT INVENTIONS GAME (DDP) by PARALLEL	\$9.95	\$5.00
□ LEARNING WITH LEEPER CART by SIERRA	\$12.95	\$6.95
□ NIAD GOLD: SCI. & EDUC. by MR. T SOFTWARE	\$9.95	\$5.00
□ NUMBER BUMPER by SUNRISE SOFTWARE	\$15.95	\$9.95
□ SOLAR SYSTEM (DDP) by A-WARE	\$9.95	\$5.00
□ STATES & CAPITALS (DDP) by PARALLEL	\$9.95	\$5.00
□ TELLY TURTLE CART by COLECO	\$18.95	\$9.95
□ WORLD CAPITALS (DDP) by PARALLEL SYSTEMS	\$9.95	\$5.00
□ ADAM CONNECTION (IBM) by WHITE SOFTWARE	\$24.95	\$19.95
□ AUTOBACKUP (64K) by WALTERS SOFTWARE	\$17.95	\$14.95
□ BACKUP 3.0 (DISK) by MMSG	\$16.95	\$6.95

□ FORMATTER II (DISK) by WALTERS SOFTWARE	\$12.95	\$7.95
□ RAMBOOT (256K) by WALTERS SOFTWARE CO.	\$19.95	\$16.95
□ SMARTDSK II (64K) by WALTERS SOFTWARE CO.	\$16.95	\$14.95
□ SMARTDSK CART by WALTERS SOFTWARE CO.	\$29.95	\$24.95
□ EASY COME, EASY GO by MMSG	\$19.95	\$12.95
□ FILE PRINTER by ADAM'S HOUSE	\$14.95	\$9.95
□ INVOICER by ADAM'S HOUSE	\$14.95	\$11.95
□ MISSPELLER by WALTERS SOFTWARE CO.	\$18.95	\$12.95
□ NIAD GOLD: HOME & BUS. by MR. T SOFTWARE	\$9.95	\$5.00
□ SMARTTYPE V2.0 by REEDY SOFTWARE	\$17.95	\$7.95
□ SOFTPACK I V2.0 by E&T SOFTWARE	\$18.95	\$12.95
□ SPEEDYWRITE V2.0 by WHITE SOFTWARE	\$39.95	\$29.95
□ SPEEDYWRITE SPELL by WHITE SOFTWARE	\$24.95	\$19.95
□ TAX 1989 by ADAM'S HOUSE	\$14.95	\$6.95
□ BASEBALL STATISTICIAN by WIZARD'S LAIR	\$12.95	\$7.95
□ BORDERSPLUS by WALTERS SOFTWARE CO.	\$15.95	\$11.95
□ FONTPOWER by DIGITAL EXPRESS	\$14.95	\$11.95
□ PRINTWORKS by WALTERS SOFTWARE CO.	\$27.95	\$22.95
□ SMARTLOGO (DDP) by COLECO	\$21.95	\$15.95
□ SMARTTERM V1.02 by DENNY KEHOE	\$15.95	\$7.95
□ SPRITEMASTER by MURDOC GAMES	\$18.95	\$9.95
□ SPRITEPOWER by DIGITAL EXPRESS	\$15.95	\$11.95
□ VIDEOTUNES by FUTUREVISION	\$21.95	\$18.95
□ GRAPHIXPAINTER by NIAD SOFTWARE	\$19.95	\$9.95
□ GRAPHIXPIX I by NIAD SOFTWARE	\$14.95	\$6.95
□ PAINTMASTER (DDP) by STRATEGIC SOFTWARE	\$22.95	\$10.95
□ POWERPRINTS VOL. I by WIZARD'S LAIR	\$12.95	\$7.95
□ SNAPSHOTS VOL. I by WIZARD'S LAIR	\$10.95	\$6.95

HARDWARE & BOOK SPECIALS

□ TAN HAND CONTROLLERS by COLECO	\$5.95	\$2.95
□ 7 FOOT ADAMNET CABLE by COLECO	\$2.95	\$1.00
□ SOFTWARE DEMO VIDEO #1 by ADAM'S HOUSE	\$19.95	\$12.95
□ SOFTWARE DEMO VIDEO #2 by ADAM'S HOUSE	\$19.95	\$12.95
□ NIAD PRODUCT REVIEW BOOK by NIAD	\$19.95	\$12.95
□ BASIC BASIC PROGRAMS FOR THE ADAM	\$8.25	\$4.95
□ FROM BASICS TO BASIC	\$15.00	\$10.00
□ LEARNING TO READ WITH ADAM (Z-80)	\$25.00	\$16.00
□ DISASSEMBLY: SmartBASIC V1.0	\$25.00	\$16.00
□ DISASSEMBLY: EOS	\$15.00	\$10.00
□ EXP. MOD. #2 DRIVING CONTROLLER	\$39.95	\$34.95
□ ROLLER CONTROLLER	\$39.95	\$34.95

PRODUCT ORDER SIZE

- 50.00 to 99.99 - CHOOSE 2 FREE P.D. VOLUMES
- 100.00 to 149.99 - CHOOSE 3 FREE P.D. VOLUMES
- 150.00 to 199.99 - CHOOSE 4 FREE P.D. VOLUMES
- 200.00 AND UP - CHOOSE 5 FREE P.D. VOLUMES

BACKISSUE SPECIAL - .25 CENTS!!

- N.I.A.D. BACKISSUE \$3.00 \$.25
- Choose from any of the published backissues of the N.I.A.D. Newsletter (EXCEPY FOR ISSUES #2, 4, 5, 6, 7, 9, 10, 12, 14, 15, 19, 20, 23 & JULY/AUGUST #55). Remember that starting with the July / August 1986 #19/20 issue, all issues for July and August are combined into one issue as well as December / January.



Learning Foreign Tongues for the EOS Literate

By Joe Walters (A.K.A. Falcon of Albuquerque N.M.)
Supplied by the ADAM NEWS NETWORK



Prologue: How Falcon got Started with CP/M

(Before I get into the prologue, a pre-prologue: I tend to ramble on a lot; if I do, I apologise, but I have always had a problem sticking to a subject instead of wandering off on tangents. I think it's got something to do with either A) in-bred senility in my parents genes, or B) the fact that there is no large body of water near Albuquerque for 200 miles. Not sure which. ANYWAY...)

When I recently entered the national ADAM telecommunications community in early December of 1989, I found something quite unexpected. I live in relative ADAM seclusion in Albuquerque, New Mexico. I know there must be other ADAMites out here; I was #2 on the Sears waiting list when the first [turned out to be BETA test] versions of the ADAM came out here. However, I haven't found anybody else who owns one of these remarkable computers, so my knowledge has been developing in a rather different direction from goings-on in the rest of the international ADAM community. What I found when I entered the national telecom. community startled me: a nation of ADAMites, split directly down the middle by some strange feud over the two major ADAM operating systems: EOS and CP/M. Some die-hard EOS people out there claimed that they hated CP/M and refused to use it... I couldn't follow this, as I had been using CP/M increasingly for about the last five years out of simple necessity. Then the thought occurred to me (watch out, lightbulb alert! run for the hills!) to simply ASK one such EOS person why he didn't switch to CP/M. I found Barry Wilson (actually, he sort of found me first) and discovered that the majority of EOS-only people out there don't use CP/M because on the surface, it seems just too confusing. So I began to think about it some more (watch out again-two lightbulbs in one article could spell trouble!) and remembered how I started out with CP/M, and what a hellish time I had trying to get it all figured out.

I soon remembered that my reason for using CP/M was out of necessity, not because I wanted to. I was one of the first people to lay my hands on the Hacker's Guide to ADAM, by Peter and Ben Hinkle... In the two short years that I had had my ADAM, I had been doing a lot of programming, all of it in SmartBASIC, most of it dealing with games of one sort or another. The problems with SmartBASIC reared their ugly heads to me quickly; chief among them was that SmartBASIC was just too slow and shape tables too ungainly for any decent animation. So I tried another approach: I read the Hacker's Guide to ADAM, and came away completely confused. Almost everything in that manual was done in machine language (or machine language with SmartBASIC drivers) and I didn't know machine language in the least. So, I bought Coleco's CP/M 2.2 and Assembler package in hopes of learning. Unfortunately, by the time I was finished with that huge manual, I was worse off than when I started. (You must remember - I was in 7th grade at the time)... Chief among my problems with CP/M were thus:

1) The disk drives were all strange. At that time I had one disk and one DDP drive. When I booted CP/M from DDP, the DDP drive was drive A: and the disk drive was drive C:. No problem there, except that then I tried to boot CP/M from the disk drive; suddenly, the disk was drive A: and the DDP was drive C:. As if I wasn't lost enough already,

2) CP/M didn't include BASIC! I was dumfounded. I had expected to be able to boot CP/M and start hacking away at newer, faster games immediately. Then I found out that CP/M wouldn't really do much of ANYTHING! All the stupid thing did was load programs that somebody ELSE wrote (at this time, I had some misguided and thoroughly

demented idea that the "and Assembler" part of "CP/M 2.2 and Assembler" was a program that would quickly and efficiently convert all of my BASIC programming into fast, efficient machine code. I still had a lot to learn. And as if I wasn't annoyed enough already at having spent so much money on a worthless program,

3) There was that darn scrolling thing! No word wrap, no 40 columns, not even a standard 32 column screen. Just that stupid, ridiculously slow 80 column scrolling thing.

Needless to say, CP/M went onto a high, dusty shelf somewhere until I bought my first modem - an ADAMLink 300 BPS made by Coleco. I started calling local BBSs, and was shocked to find that THERE WASN'T ANOTHER ADAM OWNER ON THE FACE OF THE PLANET! (slightly warped, yes, but I was still in 7th grade, remember.) However, I did find a few CP/M bulletin boards - chief among them the Remote Operating System (ROS) boards. These boards had CP/M software galore - languages, utilities, and *GAMES*! I was excited, until I found that ADAMLink 2 couldn't support XMODEM downloads, so there was no way for me to get all those wonderful programs! Luckily, a friend of mine was a Kaypro junkie - he took a look at my modem, made some calls to Coleco, and managed to configure a version of MODEM7 for me, and then proceeded to make a hex file that my ADAMLink modem could receive, along with detailed instructions on how to recompile the program and make it work. I was ecstatic - I could get new programs after all! (Remember that at this time, as far as I could tell, there wasn't another ADAM user on the face of the planet; for all I knew, they had all been herded up and destroyed by a tactical nuclear weapon built by IBM.) At any rate, the new programs FORCED me to learn CP/M - things started to make sense. I continued on like this, getting new programs, figuring out how they worked, and learning about CP/M bit-by-painful-bit, for a long time (seemed like an eternity) until I finally understood Z80 assembly language and found a CP/M Z80 assembler to run my programs from.

I tend to ramble a lot; I hadn't intended to write so much for the prologue to this series of articles. The main goal of this series is to get you EOS-only people who have a "CP/M complex" using this operating system, because when you get right down to it, EOS is a dead-end street. Don't get me wrong, I still use EOS for lots of things - you can't beat it with a stick for graphics stuff from assembly language [until GoDOS comes out, things will probably stay that way, too.] The problem is that EOS just isn't as versatile as CP/M; EOSers are still using the brain-damaged (sorry, personal prejudice, but I feel that it's true) ADAMLink x series of programs, which as I understand it right now, STILL don't do XMODEM transfers right. Meanwhile, most CP/M users are using ZMP or QTerm; ZMP supports XMODEM, XMODEM-1K, YMODEM BATCH, and ZMODEM BATCH transfers. The EOS BBSs out there (the popular A-net series, based off of C-net) is only capable of doing ASCII file transfers, meaning that they can't access the majority of software out for the ADAM, unless it's BASIC source code. In addition, SmartBASIC is just so slooow. Out of necessity, everything in CP/M is 100% machine language; the speed differences are incredible. Going from a two benchmark programs that do conventional bubble sorts, one written in SmartBASIC and the other written in CP/M Turbo Pascal 3.0 by Borland International, one will see a speed increase of probably around 500%. The last real qualm I have about EOS - SmartWriter. I abhor this program with everything within me that is hackerlike. This has got to be the single slowest word processor on the face of the planet. I use WordStar 3.3 from CP/M - and WordStar is a slow program, relative to some of the others that are out in CP/M, but there is still an incredible speed increase over SmartWriter. I'm sorry, there's

a little bit (just a teeny little bit) of prejudice in there, but everything I've said is true.

Three Easy Steps to CP/M-Speak

Okay, back to the story. Step-by-step instructions to using CP/M. Instruction #1: GET A COPY OF TONY MOREHEN'S TDOS. This program is what Coleco's CP/M should have been in the first place. Tony's installation program is so simple that my computer illiterate mother (well, she's not COMPLETELY illiterate; she took a WordPerfect class for her secretarial job once and now believes that all the computers in the known universe boot into WordPerfect) could install it. The dialog is extremely simple, the instructions well-written. At first, I had thought this program was only for people who had all of the expensive hardware add-ons like the 80CVU, the hard disk, and three separate 720K drives. Not so. While TDOS is undoubtedly the single best OS currently out for support of these hardware items, my system consists of 1 DDP drive, 2 standard Coleco 5.25" disk drives, the SydModem 1200 BPS modem, a generic Coleco 64K memory expander, and a PIA2 printer interface with an Epson LX-810, TDOS still beats the living <marbles> out of Coleco's CP/M, and it would even work for a user with but a single DDP drive. The benefits are too numerous to go into here (no they aren't, ace; you're already babbling too much, babble a little more.) except that I'll go into them any way, 'cause this article's already way too long. First, that confusing drive configuration system where all the drives change depending on which one you boot from in Coleco CP/M is FIXED. When you run the TDOS install program, TDOS tells you EXACTLY which drive corresponds to which name, be it A: or B: or C:, and THE DRIVE NAMES NEVER CHANGE! No matter which disk drive you boot from, A: will always be the RamDisk, B: will always be the 1st disk drive, C: will always be the 2nd disk drive, D: is the first tape, and E: is the second tape (assuming you have a system configuration similar to mine.) That one fix alone is enough to switch for. Another incredible enhancement is the disk resetting system. One of the most confusing aspects about CP/M from an EOSer's point of view is "the deal with the disk switching thing". In standard CP/M, every time you change a disk that you want to write to, you must put a CP/M system disk into the drive that you booted on and type <CTRL>-C. Depending upon how fast your drives are, between 5 and 30 seconds later, you will finally be able to access the disk you just put in. This is hard to explain, as it is still confusing to me. This system is totally eliminated in TDOS; Tony puts the system tracks into VRAM on the Video Display Processor (which wasn't being used anyway, since this is CP/M and there's not much in the way of graphics) and reloads instantly, without the user ever even having to type <CTRL>-C. As if this weren't enough. TDOS can be configured to use any of the popular 80 column video units on the market today; if you have one of these, you're already golden. If not, you still have to live with the scrolling screen. But there's GOOD NEWS: the standard screen is now *40 COLUMNS*! In SmartWriter, if you're in "moving window" mode, you have 34 (I think) columns available that can be scrolled. In TDOS, you have 40 columns, and the scrolling is *FASTER*! It's incredible. One note - by the time you read this, TDOS should be publicly available, along with an incredibly in-depth instruction manual from Tony Morehen. If you have an 80 column screen, you'll want the "80TDOS40.COM" program. If you don't have an 80 column screen but want the 40 column scrolling system, you'll want to use "40TDOS40.COM". TDOS is incredibly easy to install; after reading Ron Collins' very in-depth set of instructions, you should be able to install TDOS for your specific system configuration with your eyes closed.

Okay, Instruction #2: If you have a modem, get a good CP/M terminal program. I figured out most of how everything works from simply using a terminal program, calling a local ROS, leeching hundreds of CP/M programs, and running them. My personal preference in the way of term programs is ZMP, as I have already said. There are versions of ZMP out for both the SydModem 1200 BPS modem (contact me at the address below if you can't find it or any of the other software mentioned

in this article) as well as the most common RS-232 serial interfaces that were put out by Orphanware and Eve Electronics. You will most likely need to get your first term program on disk from another ADAM user (as opposed to over the modem) because trying to download a CP/M program with AdamLink and convert it to CP/M is not only extremely tedious but positively worthless, because 9 times out of 10, either AdamLink will mess up or the conversion process will kill the program. Be sure to read all of the instructions carefully, and then try to find some good free CP/M BBSs locally. This shouldn't be hard; ROS systems, RCPMs, and many other CP/M BBS systems are *everywhere*; if I could find one in Albuquerque, NM (the town consists of a few straw huts in the middle of the desert with electric and phone company cables strung out the top) then you should be able to find a free system near you.

Instruction #3: Grab as many utilities as you can, and play with them until you can figure out how they work. You will want to grab some public domain editor like EXPRESS; the editor that comes with CP/M is just trash that I wouldn't wish on the worst Intel bureaucrat in existence. You will also need a file maintenance utility such as NSWEEP.COM; this simply allows you to copy, rename, delete, move, etc files between disks, much like Coleco's Disk Manager program. Finally, to really get started on this thing, you will need the de-archive/library utilities called NULU.COM, UNARC16.COM, and UNCR.COM to uncrunch files. The last two major utilities that you need to get your hands on if you have a modem are CLONE.COM and IMAGE.COM. These programs go together and allow a CP/M user to put ANY disk "image" into a file and send it over to the modem to another user, who can then "clone" the file onto a disk, thus duplicating the disk in question. Now you can actually transfer Coleco software (such as the SmartBASIC program disk in case yours dies and you don't have a backup <not that that happened to anybody *I* know or anything>) from one computer to another over the modem... Sometimes this is cheaper than sending the disks through the mail, sometimes not, but mainly it is much more convenient (not to mention the fact that I get real antsy when I'm waiting for software in the mail...). At this point, the only thing left to learn before I send you out on your own is what these "file extension things" are all about!

CP/M File Extensions

All CP/M file names consist of two parts: an 8-character file name followed by a 3-character file extension. Most of the time, a file extension is a description about the type of file that you're looking at. A file name will look something like this:

```
THISFILE.TXT
  ^ ^   | |
File description.<---+ +--->3-character file extension
```

The .TXT extension identifies this particular file as a text file, that is, one that contains just text. While a file extension can be any 3 letters you want, such as .ZYC, most of the time people follow certain conventions, just because it is easier that way. For example, just as .TXT is usually a text file, .DOC is a document file, which is the same thing as .TXT. The actual CP/M program files (the ones that you run) all have the extension of .COM. You can think of this as a "COMmand file", because in order to run that program, you simply type it's name (the part on the left side of the period) in and hit <RETURN>, just as if it was a command, from say, BASIC.

Those are the basic file types. I could go on and on about all the different types; literally hundreds exist, and I couldn't possibly remember all of them off of the top of my head if I tried. There are, however, four other important file types you should know. First, a file with a .LBR extension means that the file is a "library file". In plain english, this is one big file that contains a lot of little files. To get the "little" files out of the "big" file, you need the public domain CP/M utility

NULU.COM (notice extension .COM, identifying it as a program file.) You run NULU, and you can look at the help menu by typing "-H <RETURN>" at the main prompt. You should read the instructions that come with NULU thoroughly; you will be using this program a lot. NULU allows you to open a .LBR file, look at the directory of "little files" inside of it, and extract whichever of those files (could be some, could be all of them) to whatever disk drive you want to.

Another file type is a .ARC or .ARK file. This file is similar to a .LBR; the .ARC stands for "ARCHive". Files with the extension of .ARC are different from .LBR files in that most of the time, the "little files" inside the archive are compressed, thus saving disk space and transfer time over the modem. The difference between the "C" and the "K" in the last letter is purely cosmetic; some people treat .ARC files as IBM-PC only files and .ARK as CP/M-only, but CP/M archive utilities don't care whether it says .ARC or .ARK; it's an archive either way. To un-archive a file, you must use the public domain de-archive utility UNARC16.COM. Read the instructions that come with the program carefully; it is invoked slightly differently from its library companion, NULU. The primary advantage of .ARC files over .LBR files is that .ARC component files are compressed automatically when they go into the archive, and UNARC16.COM automatically decompresses them at the time that they are extracted.

Which brings us to the last major point about file types. Often, you will see a file with a "Z", "Q", or "Y" as the middle character of the file extension, such as .DZC, .CZM, or .TZT. These programs are compressed using the public domain CP/M compression utilities CRUNCH.COM, SQUEEZE.COM, and CRLE11.COM. These files must be decompressed before they can be used properly. In order to decompress a file with a "Z" in the middle character of the extension, use the program UNCR.COM. To decompress files with the "Y" in the middle character, use CRLE11.COM. To decompress characters with a "Q" in the middle term, use UNSQ.COM or NSWEEP.COM (NSWEEP includes a file un-squeezer, among it's many utilities.) Always read the directions for each program carefully, as each is slightly different.

Many times you will see a file compressed with one of the above programs INSIDE OF A LIBRARY. This is because libraries themselves do not do automatic compression like archives do, and so compressed programs in libraries must first be extracted with NULU.COM, and THEN DECOMPRESSED WITH THE RESPECTIVE DECOMPRESSION UTILITY. Newer versions of NULU.COM do support unsqueezing (.?Q? file extensions), but squeezing is being used less and less because LZW (Lempel-Zev-Welsh) compression (.?Z?) is more efficient than squeezing.

That'll do it for me for now; I think I've written enough to last a while, and I'm tired. Summary: GET CP/M PROGRAMS AND USE THEM. That's the best way to learn anything. These are the CP/M programs that you should get, and the order that you should (ideally) get them in:

- 1) Tony Morehen's TDOS to replace Coleco's brain-damaged CP/M 2.2
- 2) A Terminal program, such as ZMP or QTERM configured for your serial interface and modem.
- 3) NULU.COM, UNARC16.COM, UNSQ.COM, UNCR.COM, and CRLE11.COM

That should be enough to get you started. Make sure you have a lot of disk space! I hope SOMEBODY gets some use out of this little mini-series; the way things look now, CP/M is going to be a necessity to the survival of the ADAM.

If you have questions, comments, or you wish to throw money (yeah, right) I can be reached at the following address. Please enclose a SASE if you want me to reply. Send to: Joe Waters (Falcon@Federation.hack.com) - 13009 Gray Hills Rd. NE - Albuquerque, NM 87111 U.S.A. (No need for extra postage!)

E.T. - TYPE HOME!

by Rich Lefko

How's you're typing? Mine stinks! It is getting better, though, and some of the credit goes to ExperType (ET). ET is COLECO's original typing tutor software program. It can improve the performance of any typist, ages 10 to adult, and is SmartKEY driven for ease of use.

ET comes on a data pack, but is easily copied to disk format. Placing either medium in the proper drive and pulling the RESET causes ET to autoloading. After the opening screen, you are asked to type in your name, and if this is your first time, your age. ET creates your lessons, in part, based on your age! This is the only time you will be asked for your age, unless you use another name. You see, ET saves your own personal profile at the end of each session!

After you press <RETURN>, ET will go directly into touch typing mode. ET will then teach you where the home keys are, while your instructions on what to type appear at the top of the screen. As you type, ADAM underlines in red any mistakes you might make as you go along. After completing five touch typing lessons, ADAM presents your report card (which will be discussed later). Once you are done touch typing, which can be any time you decide, pressing DONE (SmartKEY VI) will display a whole new set of SmartKEY options. These are: Characters, Words, Free Style, Dictation, Touch typing and Sign Off. Let's take a look at each of these:

Pressing the Characters SmartKEY will take you into a lesson where you will have the opportunity to practice your problem keys. How do you know what your problem keys are, you ask? That's one of the great things about ET. IT keeps track of the keys you're having problems with from your touch typing lessons! Pressing the Words SmartKEY will give you practice typing words that contain your problem keys.

Pressing the Free Style SmartKEY will cause ADAM to choose one of two different free-style lessons. The first will ask you to type something off the top of your head (a story, poem, whatever). In the second, ADAM starts a thought and asks you to finish several lines beyond. The results of both of these exercises are stored in your personal profile.

Pressing the Dictation SmartKEY will display a READY or PRINT SmartKEY menu. When the READY SmartKEY is pressed, the dictation lesson begins and you type the lines as they appear at the top of the screen. Pressing the PRINT SmartKEY will allow you to put a piece of paper in the ADAM Printer. Then ET will print out the passage for you to type. ADAM stores this information in your profile as well.

Your performance report is displayed after each Free Style or Dictation exercise. It is shown as a typewriter keyboard with your problem keys in red. After viewing this, you may choose any other lesson, and that lesson will be geared toward helping you with those problem keys!

At the end of every fifth lesson, ET automatically displays your report card. (See, I remembered!). The report card screen displays one line EXACTLY as you types it, it will also show your typing speed in words per minute, AS well as any keys you are still having problems with!

Once you are finished with your lesson, you MUST press the Sign-Off SmartKEY. This will allow ET to store your profile on the DDP / DISK and it will be called up the next time you log-on so your lessons will once again be tailored to your problem keys!

Overall, ExperType is a well thought-out and useful program. It can help those just beginning typing to get a good start, and I think even those who type well can get some good practice using ExperType. In fact, even if you do very well, you may consider using ET to gauge your words per minute speed.

#1 Is ADAM Still Alive??

by Tony Wong



It was only a few years back, when dozens of home computers flooded the market. No matter where you went, at computer store or department store just to name a few, you were guaranteed to see lots of Coleco ADAM, Vic-20, Commodore 64, Timex Sinclair, Atari 400, and TI 99/4A computers around with the Coleco ADAM being one of the best 8 bit machines in this category.

Since Coleco dropped our beloved ADAM like a hot potato five years ago, most of us were not sure what the future had in store for the ADAM. Most critics had said ADAM was a flop, magazines were cancelling all the coverage of ADAM, software and hardware for the ADAM became scarce. It was just a total panic situation.

A lot of people bought the ADAM when they were sold at our Canadian local retail store for an incredible price of \$199.99. I must say Coleco did a good job of designing the packaging, the big box shows a nice picture of ADAM along with different software titles (some of them never made their way to the retail floor). I'd say one of the reasons I bought my ADAM was the attractive looking package that lured me into buying it. At the time, I had no idea what this ADAM was all about, but I said to myself, for a mere \$199.99 I would be getting lots of toys for the money. How can I go wrong?

The moment I unpacked my first ever computer, I was just thrilled, it had almost everything one needed to start with computing right away: word processing software built-in for writing, SmartBASIC Language for programming, and they even included a super game (Buck Rogers) and a blank Digital Data pack for storing files. I then asked myself again, is this really a bargain?

As I was progressing towards learning more about this computer, I soon realized something wasn't right. I needed support and also I needed software to run on this system. As I went to the local retail store and asked for assistance, much to my horror, this ADAM had become obsolete, no one carried anything for the ADAM, and no one really cared.

Just before Coleco disappeared from the ADAM world, they were kind enough to send me the brochures with information regarding the ADAM, everything from cartridge games, software and hardware. They even mentioned there is a disk drive and a 64K memory expander available, here I list some of the original items which they advertised back in 1985, (Price was at the premium as you can see):

SOFTWARE

□ SmartLOGO	\$110.00
□ SOFT LIBRARY (32 Basic Programs)	\$70.00
□ SmartLETTERS & FORMS	\$60.00
□ EXPERTYPE	\$60.00
□ ADDRESS BOOK FILER (w/ Auto Dialer)	\$80.00
□ MARKET MONITOR	\$150.00
□ TAX PLANNER	\$90.00
□ CP/M 2.2 & ASSEMBLER	\$125.00
□ ADAMCALC	\$70.00

HARDWARE


□ 64k MEMORY EXPANDER	\$300.00
□ DISK DRIVE 5.25"	\$435.00
□ ADAMLINK MODEM	\$160.00


I often thought, it is sad to become an orphan, and it is even more sad about people who don't give a damn of what they say about ADAM. I treat ADAM as one of my best friends, for so many years, it has served all my needs as far as computing goes. I learned typing with Expertype, I did my family budget with ADAMCalc, writing with SmartWriter Word-Processor and programming with SmartBASIC and LOGO. Best of all, my ADAM is capable of playing all the ColecoVision cartridge games, which the kids just love!

As we now enter into the nineties, most of the previously mentioned machines are almost obsolete (ceased production) even though the users of these machine are still getting strong support from various group, but the fact is, how many of us are tempted to switch to something better and faster. We all see the ad in the paper, knowing the IBM standard (286 or 386), they talk about DOS 4.1 (it is nothing like the ADAM DOS Manager), but let me tell you one thing, until you have a real need for it, like a mega project or a miles-long financial statement or wish to play some of the up-to-date arcade games, don't go out and spend thousands of dollars. Otherwise, do not waste your money, stick with what you have now, and get full use out of it, you won't regret it. Remember though, the more expensive computer does not necessary mean easier to operate, very often it is the opposite.

It's only a matter of time, ADAM enters into the new era, support groups are everywhere. There are some good ones and there are also some bad ones who just want to make a quick buck from us ADAMites and take off to some sunny spot. Now as we see more and more new software packages created by the third party companies (which really make our ADAM's fly), our ADAM systems are beginning to realize their true potentials. People in the ADAM world talk about Hard drives, MegaByte Ram Cards, Image Enhancers, etc; something we can be barking about, you see, you don't have to be ashamed to admit that you own an ADAM any more.

As for now, there are so many fine user groups across the continent, both Canada & USA, which are supporting the ADAM, I can assure you one thing, if we all get united to give support to this fine little gem, our ADAM's will be far from dead for years to come!





COLECO CHECKLIST

by Richard A Salvati



Have you ever wondered what Coleco did or didn't get released for the ADAM as far as disk or ddp software? Well the following list should answer that question and maybe surprise you as well.

To the best of my knowledge, the list is correct and from good sources, ie trade magazines, game magazines, and also Coleco's own mail order form. It took a long time to put together so everyone would know what was PD and IS NOT !!!!

The list works like this.....

- **NAME** or **TITLE**: name given to final product
- **RELEASED BY** : company that marketed product
- **DESIGNED BY** : company or individual who wrote the program
- **NR** : never released
- **PD** : released by ??? for public use

Also shown is the year the title was released and the companies catalog number. If the letters PD are shown then the program was not released by the company. An extra to the list is the small box to the left of the title...use this to check off what you own.

REFERENCE & EDUCATION

DDP	DISK	NAME or TITLE	RELEASED BY	DDP#	YEAR	DISK#	YEAR
[]	[]	AdamCalc	Coleco	7831	84	9662	84
[]	Book	Adam's Companion	Coleco		84		
[]	[]	Adam Diagnostic	Coleco		PD		
[]	[]	Adam Disk Manager (D.O.S.)	Coleco			7817	84
[]	[]	Adam Home Software Library w/ book by Dilithium Press	Coleco	7826	84	9661	84
[]	[]	Adam Homework Helpers	Coleco	7610	NR		
[]	[]	AdamLink I	Coleco	7818	84		
[]	[]	AdamLink II	Coleco	7818	84		
[]	[]	Adam Tape Utility Rev 2.2	Coleco		PD		
[]	[]	Address Book Filer w/ Auto Dialer	Coleco	7815	84	9658	84
[]	[]	Color Forms: Electronic Crayons	Coleco	7650	NR		
[]	[]	CP/M 2.2 & Assembler	Coleco	7832	84	9663	84
[]	[]	CP/M Programers Tool Kit	Coleco				NR
[]	[]	Dr Suess' Adventures in Reading	Coleco	7651	NR		
[]	[]	Dr Suess' Fun with Numbers	Coleco	7653	NR		
[]	[]	Dr Suess' Story Factory	Coleco	7842	NR	9628	NR
[]	[]	Expertype	Coleco	7602	84	9610	84
[]	[]	Math Quest	Coleco	7845	NR	9666	NR
[]	[]	Personal CP/M	Coleco		PD		
[]	[]	Recipe Filer	Coleco	7814	84	9657	84
[]	[]	Richard Scarry's Right Thing / Right Place	Coleco		NR		
[]	[]	SimpleCalc	Coleco		PD		
[]	[]	SmartBasic Version 1.0	Coleco	S41926	83		
[]	[]	SmartBasic Version 2.0	Coleco		PD		
[]	[]	SmartFiler	Coleco	7813	84	9656	84
[]	[]	SmartFiler: Address & Telephone Directory	Coleco	7803	NR		
[]	[]	SmartFiler: Dictionary	Coleco	7801	NR		
[]	[]	SmartFiler: Financial & Home Budgeting Organizer	Coleco	7800	NR		
[]	[]	SmartFiler: Personal Date Book	Coleco	7802	NR		
[]	[]	SmartFiler: Spreadsheet	Coleco	7804	NR		
[]	[]	SmartLetters and Forms	Coleco	7805	84	9613	84
[]	[]	SmartLogo	Coleco	7600	84		
[]	[]	SmartWriting Checker	Coleco	7825	NR		
[]	[]	Smurf's Adventures in Reading	Coleco	7655	NR		
[]	[]	Smurf's Fun with Numbers	Coleco	7654	NR		

GAMES & RECREATION

DDP	DISK	NAME or TITLE	RELEASED	DESIGNED	DDP#	YEAR	DISK#	YEAR
[]	[]	2010: The Text Adventure	Coleco	MGM/UA	7849	84	9659	NR
[]	[]	B.C., The Best of: Quest for Tires & Grog's Revenge	Coleco	Sydney		85		
[]	[]	Berenstain Bears Spooky Old Tree	Coleco		7843	NR	9631	NR
[]	[]	Broderbund, The Best of: A.E. & Choplifter	Coleco	Broderbund	7850	84		
[]	[]	Buck Rogers Planet of Zoom	Coleco	Sega	2645	84		

DDP	DISK	NAME or TITLE	RELEASED	DESIGNED	DDP#	YEAR	DISK#	YEAR
[]	[]	Bugertime	Coleco	Data East	7841	NR	9727	NR
[]	[]	Cabbage Patch Kids Adventures in the Park	Coleco	Appl. Arts		PD		
[]	[]	Cabbage Patch Kids Workout	Coleco	Appl Arts	7844	NR	9664	NR
[]	[]	Cranston Maner	Coleco	Sierra	7703	NR		
[]	[]	Dambusters, The	Coleco	Sydney		84		
[]	[]	Donkey Kong	Coleco	Nintendo	2628	83		
[]	[]	Donkey Kong Jr.	Coleco	Nintendo	2629	83		
[]	[]	Dragon's Lair	Coleco	Magicom	2683	83	9638	84
[]	[]	Electronic Arts, The Best of: Pinball Con. Set & Hard Hat Mack	Coleco		7852	PD		
[]	[]	Electronic Flashcard Maker	Coleco		7662	84		
[]	[]	Flash Facts: Flashbacks	Coleco		2901	84		
[]	[]	Flash Facts: Trivia	Coleco		2902	84		
[]	[]	Flash Facts: Vocabulater	Coleco		2900	84		
[]	[]	Family Feud	Coleco	Family Co	7710	85		
[]	[]	Frontline	Coleco	Taito	2651	NR		
[]	[]	Jeopardy	Coleco		7716	PD		
[]	[]	Richard Scarry's Best Electronic Wordbook Ever	Coleco		7658	84	9603	NR
[]	[]	Sierra, The Best of: Jawbreaker II & Troll's Tale	Coleco	Sierra	7704	NR		
[]	[]	Smurf Rescue	Coleco	Peyo	2657	NR		
[]	[]	Sub Roc, The Official	Coleco	Sega	2630	PD		
[]	[]	Sword and the Sorcerer	Coleco	BLC	7701	NR		
[]	[]	Troll's Tale	Sierra			PD		
[]	[]	Tunnels and Trolls	Coleco	Flying Bff	7700	NR		
[]	[]	Ulysses and the Golden Fleece	Coleco	Sierra	7702	NR		
[]	[]	Wacky Word Games	Coleco	Komani	7834	84		
[]	[]	Zaxxon, The Official	Coleco	Sega	2623	84	9663	84



MIDI MUSINGS

by Chris Braymen



As a student in music school, I looked upon the proliferation of synthesizers in music with a very wary eye. Were these electronic noise makers going to help or harm music? Well, I suppose the answer to that question is in the ear of the beholder, but one thing is for sure: the power to create music has never been in the hands of so many people before. The source of this power is MIDI.

What is MIDI? The term MIDI stands for "Musical Instrument Digital Interface". It is a communication standard developed by manufacturers of electronic musical instruments that ensures the compatibility of these instruments regardless of make or country of origin. In other words, it allows your synthesizer to "talk" with other synthesizers. By equipping your personal computer with a MIDI interface, your computer can "talk" with your synthesizer and visa verse!

Communications between your computer and synthesizer opens up a world of musical possibilities. Using a program called a "Sequencer", we can play some music on our keyboard and record the performance on our computer! Then we can play the performance back letting the computer "play" the synthesizer. Perhaps you want to hear your creation played by strings instead of piano? Or maybe it should be in a higher key, or at a faster tempo, or maybe you want to correct that clunker note you hit in the middle? Since the information about your performance is stored in the computer's memory, you can easily change any of the performance data! Of course, you can also save your songs to disk or data pack and recall them at another time.

Some of you are saying "gee, that sounds great, but I can't play piano". Well, there are a multitude of options for you nonetheless. Most sequencers have a "step entry" mode that allows you to input your music directly into the computer one note at a time. Also, your MIDI instrument does not necessarily need to be the piano keyboard type.

There are MIDI guitars, MIDI saxophones, MIDI drums and MIDI trumpets. One company is even building an instrument that watches your hands and generates MIDI data according to their motion! (Does anyone remember the Theramin?) Even if you never want to enter or record your own music, you are still in luck. The folks who developed MIDI have also developed a standard file format for MIDI songs. This means that if your sequencer reads standard MIDI files, you can use standard MIDI files created by any other sequencer program regardless of whether it was running on a MacIntosh, PC, Atari ST, Amiga, or an ADAM! There are hundreds of such songs available in the MIDI Forum on CompuServe, on MIDI BBS's across the country, and probably on the other major information networks as well.


"Do I look like I have money falling out of my pockets?" There are several MIDI keyboards that are close to \$100 cheap. I have a CASIO MT-240 and I get a remarkably good sound out of it. The MT-540 adds some more features and a few more dollars. Both Yamaha and Kawai put out good sounding inexpensive MIDI synthesizers as well. You can, of course, spend the national debt if you want to. Samplers, rack mounted "brain modules" (synthesizers without keyboards that you play exclusively through MIDI), and weighted action keys are some of the items you'll pay dearly for. But really, the entrance fee is not all that bad! And the sound!!! Well, just wait until you hear it.

Chris Braymen is a long time ADAM addict and musician. He is currently employed as a Composer and MIDI expert in the computer game industry. He lives in Oakhurst, California with his computer widow Elizabeth and two static bearing cats.

See page 17 for further details and specs on the MIDI-MITE by BONAFIDE SYSTEMS. The ADAMCON 01 Video Tape contains 15 or so minutes of demos of this MIDI interface if you wish to hear it in action!



USED & SWAP CORNER



N.I.A.D. will be selling used items that we have purchased from ADAM owners. Additionally, members may send in lists of items they wish to sell to or trade with other members.

We have a couple (or only one) of each of the items listed, therefore we have to restrict orders on any of the of the products listed below to phone orders (first call, first serve). Please, as they say on the commercial, "PHONE FIRST!" If orders for used products are received through the mail, we will promptly return your order unfulfilled unless the product is available.



COLECO/ADAM CARTS with Original Box and Manual

- o Cabbage Patch Kids: Adventure\$10
- o Donkey Kong Jr.....\$10
- o Fortune Builder.....\$10
- o Omega Race.....\$15
- o Roc'N Rope.....\$15
- o Space Fury.....\$10
- o Zaxxon.....\$10

COLECO/ADAM CARTS with Original Manual

- o Brain Strainers.....\$10
- o Cabbage Patch Kids: Pic Show.....\$10
- o Campaign '84.....\$10
- o Carnival.....\$10
- o Donkey Kong Jr.....\$10
- o Fraction Fever.....\$10
- o Frenzy.....\$10
- o Gorf.....\$10
- o Learning with Leeper.....\$10
- o Logic Levels.....\$10
- o Q*bert.....\$10
- o Star Trek.....\$15
- o Star Wars.....\$10
- o Super Action Baseball.....\$10
- o Turbo.....\$10
- o WarGames.....\$15

COLECO/ADAM CARTS without Original Box or Manual

- o Antarctic Adventure.....\$10

- o Brain Strainers.....\$10
- o Decathlon.....\$10
- o Donkey Kong.....\$5
- o Fraction Fever.....\$10
- o Miner 2049er.....\$10
- o Super Action Baseball.....\$10
- o Tarzan.....\$10
- o Zaxxon.....\$10

ATARI 2600 CARTRIDGES

- o Asteroids.....\$5
- o *Cosmic Arc.....\$5
- o Defender.....\$5
- o Demon Attack.....\$5
- o Haunted House.....\$5
- o Missile Command.....\$5
- o Riddle of the Sphinx.....\$5
- o Spiderman.....\$5
- o *Star Raiders w/ Touch Pad.....\$10
- o *Venture.....\$5
- o *Warlords.....\$5
- o Yar's Revenge.....\$5

* signifies instructions manual included

USED ADAM SOFTWARE with Original Manual

- o ADAMCalc (DP).....\$10
- o Best of Broderbund (DP).....\$10
- o Fantasy Gamer (DP).....\$5
- o Home Files Manager (DP).....\$5
- o ProofReader (DP).....\$10
- o SmartLOGO (DP).....\$10
- o Strategy Strain (D).....\$5

USED ADAM HARDWARE

- o Coleco Hand Controller.....\$2
- o R80 Motherboard.....\$10
- o R80 Memory Console w/ Tape Drive.....\$55
- o ADAM Daisy Wheel Printer.....\$45
- o Keyboard w/ Joystick, Holder, Cable.....\$15
- o 6 ft. TV/Monitor RCA Cable.....\$4
with A-B Switchbox

FOR SALE

The items listed for sale below are for sale by the owner. If you are interested in any of the products listed below, contact the person that has the item(s) available for sale.

=> Complete in original box, Coleco 5 1/4" Disk Drive \$225; Orphanware 80 Column Video Unit with schematics of both circuit cards and tech info \$230, Coleco 300 Baud Modem \$35; Parallel Printer Interface with Cable \$40; Eve Speech Synthesizer/Clock Unit with ADAMTalk

V1.1, MicroTALK and SS-CC Speech Software \$135. Above items are like new and prices include shipping within USA. Contact: Ken Steiner - 3129 Jarvis - El Paso, TX 79935 - (915) 591-7473.

=> Complete ADAM System with 64K Memory Expander and second Digital Data Drive, EVE Speech Synthesizer/Clock Calendar, various data packs (commercial and public domain). Asking \$300.00, but negotiable. Contact: Michael Zoran - 1522 East 300th St. - Wickliffe, OH 44092 - (216) 943-5695.

=> Complete ADAM System with several programs, including SmartFILER and ADAMCalc. Several books and tapes will be included. The ADAM has two Digital Data Drives and is in perfect condition. Contact: Donald E. Brown - 1107 Reed St. - Green Bay, WI 54301.

=> Complete ADAM System with covers, 5 1/4" 160K Disk Drive, extra Printer Power Supply and Keyboard, ADAMLink 300 Baud Modem as well as numerous commercial and public domain titles with documentation - \$600.00. Contact: Daniel Rasmussen - 104 Pinecrest Ave. - Auburn, CA 95603 - (916) 823-7460.

=> Coleco 5 1/4" 160K Disk Drive with power supply and manuals for sale, asking \$200.00. Contact: Eric deBeaubien - 10310 Camelback Circle-Charlotte, NC 28226 - (704) 541-3602.

=> Complete ADAM System for sale including Printer and Keyboard. Also for sale, Magnavox Monochrome Monitor and numerous software titles, and accessories. Contact: David Hoogenboom - 8028 Norwood Ct. - Woodridge, IL 60517 - (708) 985-0370.

=> Complete ADAM System for sale including Printer and Keyboard with some software and game cartridges. Asking \$125.00, but is negotiable. Contact: Doug Strong - 240 E. Palmer - Northlake, IL 60164 - (708) 562-7667.

=> Complete ADAM System for sale including 64k memory expander, 5 1/4" 160K Disk Drive, modem, misc. software for sale, asking \$325.00. Contact: Joan Livingstone - 3631 W. 115th Place - Garden Homes, IL 60655 - (708)-385-1133

*.Use this section of the newsletter to your advantage. If you have items for use with the ADAM which you no longer use, feel free to send us a list along with pricing and the easiest way for people to contact you and we will reprint it here at **NO CHARGE** for a two month (two issue period)!*




PUBLIC DOMAIN WORKSHOP

PaintMATES VOL. 13 P.D. SPORTS CLIPS

A collection of 35 clip-art files dealing strictly with sports event ranging from baseball, basketball, football, bowling, soccer, tennis and various olympic events. The clip-art which are found on this volume were compiled from the 12 volumes of PaintMATES which are in the public domain and are for use with PowerPAINT and CLIPPER by Digital Express or The Print Works and The Label Works by Walters Software Co. These clip-art files may also be used in SmartBASIC with the appropriate load routine found in the clip.mgr program on CLIPPER and in the public domain.

C.G.P. PIX VOL. 3

The third volume of picture files for use with the Coleco Graphics Processor. This volume contains 12 pictures taken from such well known supergames and cartridges as Troll's Tale, Dam Busters, DragonFire, 2010: The Graphic Game, WarGames, Buck Rodgers, Donkey Kong and Donkey Kong Jr. These files can be converted for use with PowerPAINT with the GRAPHICS CONVERTER volume.

TDOS V4.5 (40 & 80 Columns)

Updated version of the TDOS operating system with the inclusion now of a 40 and an 80 column install program as well as the install programs supporting the EVE 80 Column Units. Includes a multitude of component files which were not on the V4.0 distribution copy. Programs now found on the TDOS V4.5 medium include: PATH, CD, CU, FF, IOBYTE, TDIR, CLONE, UNCR, UNDEL12 and TDOSINST files along with others. The same manual is provided with this new version as was supplied for V4.0. If you have previously bought V4.0, you may send it back in to us for upgrade to V4.5 for \$2.00. If you send in V4.0 for upgrade with an accompanying order, include only \$1.00 for the upgrade.

TRACKER

Tracker is a self-booting program which was designed and released into the public domain by Joe Quinn of the Gulf Coast ADAM Users Group (extensive modifications and enhancements were made by Jim Notini) for the purpose of tracking Hurricanes in the Gulf Coast area. Upon boot, a menu is displayed with the choices to enter data (14 x and y coordinates), load or save data as an ASCII 'A' type file, view a catalog, view the hurricane in action or quit to SmartBASIC. After entering the x and y coordinates and naming the hurricane, you may save the data as a file or view the hurricane on the high resolution color map (the hurricane is represented by a sprite). SmartWRITER documentation is included.

COLOSSAL CAVE

This is a mammoth text adventure game which was the forerunner to the Infocom smash hit, Zork. All elements of the popular text adventures are present: solve puzzles, defeat beasts, mapping, etc. SmartKEY display has been configured to enter in directional movements with a single keypress. To load the adventure, insert the media and type "ADV" and press the "RETURN" key at the prompt. No documentation

is provided with this game, but if you are familiar with Infocom's adventure games, you should have no problem.

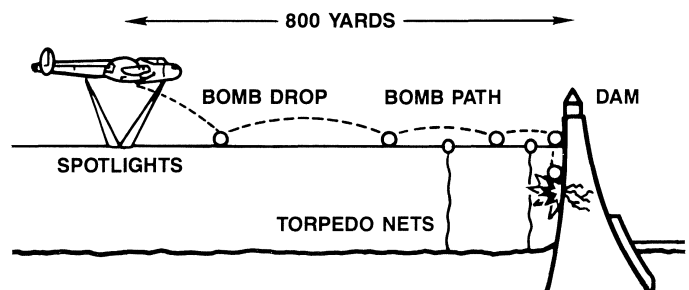
COLECO IN-HOUSE FILES


This collection of Coleco programs contains four separate programs which were used for demo purposes as well as testing the Memory Console. The first is ADAM DEMO, a self-running and recycling demo of some of the features that the ADAM computer offered such as SmartWRITER, ADAMCalc, SmartLOGO, etc. with an accompanying musical sound track. Next up is TUNNELS 'N TROLLS DEMO, a self-running a recycling demo of the never released action / adventure supergame. The demo flips from a text title screen to a landscape with a huge stone in the middle where a dragon flies by a couple time and then lands on it. The next program is FINAL TESTER which automatically tests the ROM and RAM in the Memory Console as well as checking the Video Display Processor, followed by both hand controllers. The last program on this package is called GAMMA DEBUG and requires further hardware for testing out individual chips on the logic board in the Memory Console, so this program won't be of use to the average ADAM owner, but could prove valuable for those with the proper tools and know how.

SUPER DAM BUSTERS

Super Dam Busters is the updated supergame version of the extremely popular cartridge game, both being developed by Coleco in association with Sydney Development. An extremely small quantity made it to store shelves on the East coast and for this reason, we never placed it into the public domain. Know that many others are offering it as public domain, we are making it available. The goal of Dam Busters is to navigate your plane, a Lancaster B.MK I/III through hostile enemy territory in order to reach and bomb one of three Nazi controlled dams. If the mission is successful, several important power sources for the Reich will be destroyed and river traffic in the Ruhr Valley will come to a virtual standstill. An added bonus: The propaganda value of a successful mission will allow the Allies and the Underground to spread rumors about epidemics resulting from the flooding, water shortages and loss of firefighting capabilities.

Along your way, you will have to plot your course on the four screen map, avoid barrage balloons, search lights, ME 109 Night Fighters, ground to air artillery, etc. as well as maintain your flight pattern and a good altitude so that you do not crash on mother Earth. Multiple viewpoints from the plane as well as an engine control screen make this one outstanding flight simulator. Great graphics and sound as well as realism, it even includes a Hall of Fame! No documentation is included, but can be provided by Norman Castro (see April 1990 issue, pg. 4).





CP/M 2.2 / TDOS 4.0 WORKSHOP

Public Domain and Reviews

by Doug Rosenvinge



NEW CP/M LIBRARIAN

This column is my first as the new NIAD CP/M public domain librarian. What I would like to do is highlight the new public domain programs that are available through NIAD, older programs already in the library, provide reviews of commercial CP/M products and promote the use of this very powerful operating system. I bought an ADAM when they first came out on the market and bought the CP/M system as soon as it was released. I felt limited by SmartWriter and discovered Wordstar and Video Display Editor. Today I use Wordstar 5.0 on my MS-DOS XT clone at work and Wordstar 3.3 on my ADAM at home. (Yes, I do exchange files on disk between the two, more on that later.) Someday I will get another computer, but until then my ADAM will still be my home "office" computer.

You can help make this a lively column. Do you have a favorite CP/M program? Have you written a program for CP/M you would like to share? Have any CP/M questions? Please send them to me in care of NIAD and I will use them in future columns.

TDOS 4.0 - A Review

It seems that TDOS is starting to generate some excitement in the ADAM community. TDOS is a replacement operating system for CP/M 2.2 for the ADAM computer. The copy that I received does not contain any of the transient commands (utility programs like format.com or sysgen.com) that normally are supplied with an operating system. Several are mentioned in the documentation but have not been released as of yet. TDOS is able to run most of the CP/M software available for the ADAM. Certain programs, such as sysgen.com will not work because of incompatibilities in TDOS with CP/M.

TDOS Advantages

1. Can use any size drive now available for the ADAM (floppy, hard disk, and RAM disk).
2. Auto-logs in disks/tapes placed in a drive. Normally you must tell CP/M that you have inserted a new disk by pressing ^C. Very inconvenient when you run out of disk space trying to save the last chapter of that novel you wrote! (^C also terminates programs causing loss of data in memory in most programs.)
3. Has a 40 column display on a regular TV screen (80 with an 80 column monitor and card).
4. Warm boots at the end of programs are accomplished by reading a copy of the operating system from video memory! This means an almost instant return to the prompt instead of waiting for the disk, or worse yet, tape drive to reread the operating system back into memory. (Some programs deliberately overwrite some parts of the operating system that are not needed to gain more space in memory. This is a design feature of CP/M. The warm boot was to restore the complete memory image of the operating system when the program was finished.)
5. TDOS is smart enough to know when its memory copy of the system has been corrupted. If this occurs it will prompt for the system disk/tape and restore the memory image from that.
6. TDOS allows you to use a smart clock, serial cards, or parallel cards and external modems with your ADAM.
7. The installation of TDOS is almost painless.
8. The command line buffer and editor is a great feature. Ever make a mistake typing a command, hit return, and get an arcane message like "no file" from your ADAM. The next step is to retype the line the correct way, right? Not in TDOS. Just hit an arrow key and the last command line appears. Use the arrow keys to move over to the parts you need to retype and do so, then hit return. The command buffer is 256 characters so a number of commands are stored. This is great for

repeating commands or a string of commands.

9. THE PRICE IS RIGHT - FREE!

TDOS Disadvantages

1. The 40 column screen, while legible, is not quite as good as the regular 32 column screen.
2. The configuration program is not as good as config.sys. I have several versions of CP/M that I have customized in ways that TDOS just doesn't let you, yet. The key word here is yet. Remember that the utilities have not yet been released. (I would like to see a cursor editor, character color and background color changes, port and card settings all done without running the install program each time.)
3. The documentation is good, but you really need a text on CP/M in order to use TDOS or CP/M effectively.

TDOS Compatibility with CP/M 2.2

I tested TDOS with dBASE II, Video Display Editor, Word Star 3.3, DazzleStar, and SuperCalc 2. My ADAM configured Word Star would not work with TDOS. Word Star's terminal commands would have to be reinstalled. Video Display Editor works well with no terminal modifications with the normal ADAM installation. dBase II and SuperCalc2 work but have occasional display problems with the ADAM terminal installation. If you use any of these programs the information you need for correct installation of the terminal (screen) commands are found in the TDOS documentation. TDOS did not work with my version of Dazzlestar, a disassembler. It locked up on the opening screen. I have noted that some utilities don't run and give drive error messages. I suspect this may be caused by TDOS's reassignment of drives. About 80% of the programs I tried with TDOS ran successfully. Perhaps another 10% require reinstallation for TDOS (which I have not yet attempted).

The Bottom Line:

My thoughts on TDOS at this point are that it is an impressive operating system with plenty of promise, but for that promise to be fulfilled it needs some transient commands added. I am not likely to use it as many of its features are already found in some modified CP/M's now available for the ADAM in the public domain and those advanced features such as hard disks, larger disk drives or RAM drives, and clocks are not likely to find their way onto my ADAM for some time, if ever. If you want these advanced features TDOS is a MUST. If you ever thought you might like to find out about CP/M, TDOS is a great way to experiment at the right price! (NIAD has volumes of public domain programs with more to be added soon that need TDOS or CP/M 2.2 to run on ADAM.) All in all I highly recommend TDOS but suggest that you have a copy of CP/M 2.2 nearby in case your favorite program won't run on it.

Coming Features and Attractions:

1. A review of ZSM, a Z80 Macro Assembler for CP/M computers. This is a very complete package with a library of standard functions, 50+ pages of documentation, a linker, a librarian, and of course the macro-assembler itself. It will produce CP/M ".com" files.
2. A comparison of the various CP/Ms available for the ADAM.
3. Discussion of how to use your CP/M data files and documents with MS-DOS programs.
4. A review of DazzleStar, a public domain CP/M disassembler.
5. Reviews of new additions to the NIAD CP/M public domain library.
6. Modifying CP/M programs and CP/M itself to fit our own personal tastes and needs.





PRODUCT REVIEWS

PAINT PALETTE

Review by Pat J. Herrington
 Editor of the MOAUG Newsletter

POP QUIZ: On an ADAM, the number of colors you can use in your graphics (if you don't count "transparent") is limited to 15. True or False?

Whatever your answer, you pass, because this is a trick question. The answer is: True AND False. It's true that ADAM can display only 15 colors. However, it can display each of these colors in both foreground and background. So we can get around the color limitations by drawing a tight pattern in foreground color, and leaving enough space to "see through" to a different background color.

For example: we can design a foreground pattern in dark yellow, turning every even-numbered pixel "on" and every odd-numbered pixel "off", so that we have a dark yellow grid. Then we fill in the background with light yellow.

If every even-numbered pixel appears dark yellow on our screen, and every odd-numbered pixel appears light yellow, the result will be a block of color that appears as a sort of muted medium yellow.

A little arithmetic shows us that there are 255 possible combinations that can be derived from one background color and one foreground color ($15 \times 15 = 225$). That's a lot of colors!

Joe Quinn of Graftex Software has used this principle in 'PAINT PALETTE'. Joe's palettes consist of 4 full-size pictures for use with PowerPAINT. Each picture contains dozens of 32×32 pixel squares of color, each representing one of the many possible combinations, for a grand total of 236 variations. The idea is to load each "palette" picture into a separate screen, leaving screen #1 vacant for your workspace. Then, it's a simple matter to use the MOVE/COPY functions in PowerPAINT to position the various colors wherever you like onscreen.

But, wait a minute! Where did the extra colors come from? Good question. Frankly, I'm confused on this point. Palette is based on an early public domain program by Sol Swift that purports to show 256 different colors. My best guess is that he included "transparent" as one of the colors. In any case, some of the displayed colors are so much alike as to be virtual duplicates.

Furthermore, all "paint" programs I know of reserve one color for a "control color". PowerPAINT, for example, reserves white. You can't use white in your drawings (you don't miss it, because grey is pretty close). Thus, when you are working with a paint program, you have only 14 colors from which to choose.

That narrows it down: $14 \times 14 + 196$ colors. Then, we can toss out 14 combinations because the background and foreground colors are identical, and will appear solid onscreen. That leaves 182 possible combinations.

Math isn't my strongest suit, so correct me if I'm wrong. But it seems to me that half those combinations will be duplicates of the other half. That is, one combination will have a cyan foreground and a black background, and another will have a black foreground and a cyan background. Using the alternating pattern we described above, those

two combinations would appear identical to the eye.

Well, as far as I can figure, that leaves us with 91 color combinations that are truly unique. Still, that's a far cry from fifteen.

Now, there are several ways that you can draw all these color combinations without buying "PAINT PALETTE". But Joe has already done the work... all the colors are there on your screen, ready to go. All you do is capture your choices using MOVE/COPY and place them wherever you wish. A major advantage is that the various displays allow you to compare all the alternatives, sort of like those sheets of paint chips you can pickup from the hardware store. Also, Joe has included on the disk an interesting demonstration picture showing some of the visual effects possible with the palettes.

I don't want to give the impression that the colors appear solid. Some do, but most look textured. These Textural effects add interest to your drawings (they make fabulous plaids, for example). Joe points out that they work best to shade large areas. Actually, they are easy to use any place you are using straight edges. Because of their necessarily square shape, it does take some practice to use them in contoured drawings.

I liked Joe's disk, and I spent several pleasant hours drawing a couple of PowerPAINT files with it. But I really didn't think I could recommend it to you for the asking price of \$13.95. So I made a rare long distance call, and told Joe exactly that. And guess what? We came to an agreement. I sent Joe the pictures I drew, so he can include them on the "PAINT PALETTE" media, giving you a little extra for your dollar. In return, Joe has decided to drop the price to only \$9.95. But, if you order through Graftex Software with the coupon below and mention this review, you can get "PAINT PALETTE" for only \$8.95!

NOTE: You do NOT need to belong to MOAUG, NIAD or any other group to take advantage of this special price; you need only mention this article. For your convenience, a coupon is printed on this page, but you don't actually need the coupon. Just say, "PJ sent me!"

SPECIAL PRICE ORDER FORM

TO: GRAFTEX SOFTWARE
 c/o Joe Quinn
 6665 Timbers Drive
 Mobile, AL 36695

I enclose \$8.95 (no extra shipping charges required) for PAINT PALETTE.

I prefer: DISK DATA PACK

NAME: _____

STREET _____

CITY, ST, ZIP _____

PERSONAL CALENDAR UTILITY

Review by Jim Notini

Personal Calendar Utility, by Phoenix 2000, is a massive collection of computerized calendar-generating programs. Jam packed with options, Personal Calendar Utility (PCU) can be used with as little as the standard ADAM system and a 64K Memory Expander but, to take full advantage of PCU's features, a disk drive, large memory expander (with a 256K Expander, one can copy all the system files to the ramdisk and run the entire program from the superfast ramdrive) and an EPSON/IBM compatible dot matrix printer (offers nine different darkness selections) will be needed. PCU offers a multitude of computerized calendar options for the ADAM, from calendar calculations to printed year-at-a-glance calendars to graphic calendars with the added ability to stamp clip-art onto your creations and choose from a variety of font typefaces. Also, PCU offers all these features in a true WYSIWIG (What You See Is What You Get) environment. PCU also supports up to three disk drives, the more you add to your system, the more functions you will have access to with PCU.

PCU comes on two 5 1/4" 160K disks or two DDP's (it is a large program with support graphic files) and is loaded by pulling the <COMPUTER RESET> switch with the media in drive #1. While loading, a graphic title screen will be displayed, also, PCU includes a form of copy-protection through the use of access codes. After every 16th boot, the program will ask you for the access code which the user must get from Phoenix 2000. Once loaded, the main menu will be displayed. Unlike other efforts from Soloman Swift, PCU does not use a graphic SmartKEY display, rather all menu choices are made from numbered menus with the keyboard or hand controller #1. The six primary menu options are:

CALENDAR CALCULATIONS module offers two main options, one for calculating the day that EASTER will fall on for any year you please. You can print the calendar on the Adam printer or a dot matrix (left, center or right margin justified) and also store the calendar in the PowerPAINT 10K format for further editing. The second option will compute the number of days between any two given dates with both month's calendars displayed on the screen. Once again, you may print the calendars out or save them as a PowerPAINT file.

SYSTEM CONFIGURATION allows the user to customize PCU to one's own preferences. The boot-up default date can be set, owners of the EVE or OBS clock card can set access to these boards to be automatic upon boot-up (you may set the TIME and DATE of the clock card from PCU), the default data drive may be set if you have a multiple drive system, the screen colors may be changed, as well as the ability to change the graphic print codes that are setup (this option will require the user to have access to their dot matrix printer manuals to be able to enter the correct escape codes). Once PCU is configured for your system, you may save the new configuration onto the PCU media so that every time you boot PCU, your custom configuration will be set.

YEAR-AT-A-GLANCE allows the user to print a full-year calendar on the ADAM printer or dot matrix. Years which may be selected range from 1700 all the way to the year 9999!

MEDIA CONTROL FUNCTIONS allows the user to rename files, change their status (locked, unlocked, deleted, etc.), copy files from one drive to another, format, initialize and also rename the media volume name.

GRAPHIC CALENDAR FUNCTIONS consists of the heart of the PCU package. Once this option is chosen, a new menu will be displayed along with the current date which may be changed. By choosing to create a graphic calendar, PCU will generate a 10 screen (cell) calendar

for the current date that is set. Each screen (240 x 160 pixels) represents 1/10th of the calendar, the entire workspace is 480 x 768 pixels with the bottom 48 pixels not being printable with PCU (For a better understanding, turn to page 17 for a reduced print out of the included demo calendar). PCU will automatically calculate the number of days in the default month as well as the appropriate setup of the days in the month. From here, the user may start to edit the calendar. Edit options include the ability to enter text into specific days of the month. Text size may be one of three size: date memo size (4 x 8), standard size (8 x 8) or large size (16 x 32). Also, by using the standard size, you have seven typefaces to choose from for designing your own custom borders for enhancing a certain date.

There are 16 border styles built-in ranging from straight lines of different thickness to checkerboard squares. When one of the 16 borders is chosen, it will surround the entire calendar. You may also design a custom border by yourself if none of the borders are appropriate for you needs. The custom border creation is a terrific option that allows one to draw a border free-hand around the calendar.



The edit option which truly stands out; however, is the ability to load in clip-art files (a number of clip-art files are included with PCU) and stamp them anywhere on the calendar. The inclusion of pictures around the calendar or placed within certain dates will add tremendously to the look of the calendar and there are hundreds, if not thousands, of public domain and commercial clip-art volumes available. Not only can you stamp clip-art, but also the prior and post months may be stamped onto the calendar at the top.

Once all editing is completed, the user may print their creation out onto a dot matrix printer (this calendar cannot be printed on the ADAM printer!) and also select the darkness of the print (from 1 - 9 with 9 being a near laser quality print). Other print options include normal print or reverse (looks like a negative). You may also decide to save your creation in one of two file formats, PowerPAINT or PCU. PCU format can only be used by PCU, but the PowerPAINT option allows one to load the calendar in PowerPAINT for even further editing! However, PCU will not load calendars stored in PowerPAINT format, so make sure that you also save the calendar in PCU format if you wish to use it again in PCU.

ONLINE CALENDAR FUNCTIONS simply allows for the viewing of a calendar (one screen) for any year or month with options to change the date, print the calendar to the ADAM or dot matrix printer at either left, center or right justifications or store the calendar in PowerPAINT format.

As a whole, PCU is the most advanced calendar utility to ever come along on the ADAM! There are many different public domain utilities for creating calendars, but nothing that can even come close to what PCU can offer or do. Taking the comparisons into effect, I haven't even seen anything on other computers which offer as much as PCU. Some may be easier to use, but none offer as many features as PCU. The menu system of entering choices will take a little getting used to after using SmartKEY option menus found in other programs designed by Dr. Swift, but the consideration here is to keep as much memory available, as possible and not to slow down the calculations which are made with fancy screen displays. If you are in need for an advanced calendar creation program, PCU will fit the bill and then some, especially for those with short memories when it comes to anniversaries, birthdays and holidays.

HIGHLY RECOMMENDED: A+

NOV 1990

SUN	1	2	3	4	5	6
MON	7	8	9	10	11	12
TUE	13	14	15	16	17	18
WED	19	20	21	22	23	24
THUR	25	26	27	28	29	30



DEC 1990

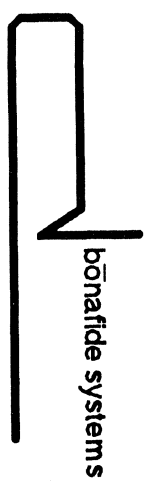
JAN 1991

SUN	1	2	3	4	5	6
MON	7	8	9	10	11	12
TUE	13	14	15	16	17	18
WED	19	20	21	22	23	24
THUR	25	26	27	28	29	30
FRI	31					
SAT						

SUN	MON	TUE	WED	THUR	FRI	SAT
						1
2	3	4	5	6	7 PEARL HARBOR PEARL DAY	8
9	10	11	12 CANTONIAN	13	14	15
16	17 SHIP CHRISTMAS SHIP PACKAGES	18 NATL. ALL BRIEFINGS CARDS	19	20 LAST DAY TO SHOP FOR CHRISTMAS	21 FIRST DAY OF HUNTER	22
23	24	25 	26 CARRIE'S DENTONIA	27	28	29
30	31 NEW YEAR'S EVE					



THIS CALENDAR WAS EASILY CREATED WITH
PERSONAL CALENDAR UTILITY BY PHOENIX 2000



is proud to present



A MUSICAL INSTRUMENT DIGITAL INTERFACE
FOR THE COLECO ADAM™

THE HARDWARE
MIDI-MITE is a device that allows your ADAM to communicate with MIDI compatible synthesizers. It has one MIDI IN, one MIDI THRU and two MIDI OUT jacks. Included are two MIDI cables for connection to your synthesizers and a ribbon cable for connection to the ADAM side port.

THE SOFTWARE
VT PLAYER allows you to play songs created with FutureVision's VideoTunes through your synthesizer. Some of its features are:

- ADAM or MIDI - hear songs played either through standard ADAM sound or through MIDI
- No "3-note barrier" - only your synthesizer limits the number of notes you can hear at a time
- List Play - create a list of songs the ADAM can load and play in sequence
- Repeat Play - ADAM loads and plays one song or an entire list repeatedly
- Select MIDI channels - play music through any combination of 16 MIDI channels
- Select patch - you can select a different synthesizer sound for each channel

MIDI RECORDER lets you record and play back whatever you are able to play on your synthesizer. Although no editing is possible, it reads and writes standard MIDI files (format 0) and therefore can play back multi-track files created by another sequencer.*

Both of these programs are easy to use, self-booting. EOS machine language programs, have colorful screens, and are Smart-Key driven.

Available mid-May through your favorite ADAM dealer or directly from Bonafide Systems at 48882 Foyal Oaks Dr., Oakhurst, CA, 93644 (209) 658-8530. Suggested retail price: \$75.00.

*Look for our full featured, 8-track sequencer program later this summer!

N.I.A.D. PRODUCT LIST

EFFECTIVE 6/25/90 & SUBJECT TO CHANGE WITHOUT NOTICE

- **EXPANSION MODULE #3 ADAM SYSTEM** \$209.95
ADAM and Colecovision Game System attaches together to make a complete ADAM System. 90 day warranty. Includes Shipping/Handling!!
- **160K 5 1/4" DISK DRIVE EPROM** \$15.95
Greatly reduces disk formatting time along with fixing some bugs in the original disk drive eprom for Single-Sided drives. User must install.
- **320K 5 1/4" DISK DRIVE EPROM** \$17.95
For use with older Double-Sided drive conversions by Eve Electronics. Reduces read / write time of most operations. User must install.
- **ADAM DIGITAL DATA DRIVE** \$34.95
Replacement or additional ADAM Digital Data Drive for the ADAM Memory Console. Easy installation, instructions in Owner's Manual.
- **256K MEGARAM MEMORY EXPANDER** \$124.95
Expandable memory board which will hold up to 1 MEGabyte of memory (1,024K)! Comes with 256K of memory installed and 3 open rows of sockets for upgrade with the 256K SIPs. Requires a Parallel Printer Interface or Addressor Card listed below to operate fully.
- **256K SIP** \$49.95
256K Memory Modules used to expand the MegaRAM Memory Expander. Add 3 256K SIPS to obtain a full 1 MEG (1,024K) of memory!
- **ADDRESSOR CARD** \$19.95
Installs in Slot #2 and required for use of MegaRAM Memory Expander if you don't have or purchase a Parallel Printer Interface.
- **64K MEMORY EXPANDER** \$34.95
Provides an additional 64K of memory to certain programs. Many of the newest software packages require at least a 64K Memory Expander or can access it. Card easily installs in Slot #3 in Memory Console.
- **MEGACOPY TAPE MAKER TYPE III (Disk or DDP)** \$49.95
Hardware device with software which allows for the creation of ADAM compatible data packs using the ADAM itself and two Digital Data Drives. Capable of producing over 10 different formats.
- **DYNAMITE SOUND DIGITIZER (Disk or DDP)** \$CALL
Cartridge with software which allows for the digitizing of any sound feed in through a standard RCA Audio Cable. Creates a digitized file which can be accessed in your own programs. Complete set of edit features. Open socket available in cartridge for SmartCLOCK.
- **SmartCLOCK (Disk or DDP)** \$39.95
Plugs into U8 socket on ADAM Logic Board in Memory Console. Tracks hundreds of seconds, seconds, minutes, hours, days, day of the week, month, year, 12/24 hour modes, leap year correction.
- **MIDI-MITE (Disk or DDP)** \$74.95
Allows your ADAM to communicate with MIDI compatible synthesizers. It has one MIDI-IN, one MIDI THRU and two MIDI OUT jacks. Included are two MIDI cables for connection to your synthesizers and a ribbon cable for connection to the ADAM side port. Advanced software included.
- **DISK DRIVE POWER SUPPLY** \$19.95
New, more reliable power supply transformer for ADAM Disk Drive.
- **POWER SUPPLY COVER with LIGHT** \$14.95
Protect your ADAM Printer Power Supply from dust, dirt and accidents with this cover and power on / off light. Instructions for hookup included.
- **ADAM PRINTER POWER SUPPLY** \$34.95
Standalone power supply which can be used in place of the ADAM Printer (saves wear and tear) to power the ADAM. Great to own if you have a dot matrix printer so that the ADAM Printer can be unhooked.
- **ADAM KEYBOARD** \$19.95
New keyboard for the ADAM, great to have as a spare or for replacement of defective keyboard. Comes with a 2 foot coiled cable.
- **TAN HAND CONTROLLER** \$5.95
New Coleco Hand Controller with 12-button numeric keypad.
- **ADAMNET CABLE** \$2.95
Flat, 7 foot cable for use with either the Keyboard or Disk Drive.
- **MONITOR CABLE** \$9.95
Allows attaching of a Composite Monitor to the ADAM Memory Console

providing both audio and video. Monitor must have separate RCA Audio and Video input jacks. **NOTE:** Note available for the ADAM Expansion Module #3 Unit that attaches to the Colecovision Game System.

VHS VIDEO TAPES

- **ADAMCON 01 VIDEO** \$19.95
2 hour video tape covering product demos and seminars that were held at the ADAM Convention in Orlando, Florida - Oct. 7-11, 1989.
- **SOFTWARE DEMO VIDEO #1** \$19.95
Video tape by ADAM'S HOUSE which demonstrates the use of 28 different programs which were released from 1984 to 1987.
- **SOFTWARE DEMO VIDEO #2** \$19.95
Video tape by ADAM'S HOUSE which demonstrates the use of 15 different programs which were released from 1988 to 1989.

N.I.A.D. SERVICES

- **UPGRADE 5 1/4" 160K SINGLE-SIDED DISK DRIVE TO:**
 - 5 1/4" 320K DOUBLE-SIDED DISK DRIVE \$109.95
 - 3 1/2" 720K QUAD-SIDED DISK DRIVE \$129.95
- Send in your Coleco Single-Sided Disk Drive to be upgraded to either a 5 1/4" 320K or 3 1/2" 720K Disk Drive. Don't send power supply. Repair charge for defectives. Send payment to NIAD, drive to: E&T Software - 1010 Westminster - Garland, TX 75040 - (214) 414-8156.
- **DATA PACK CONVERSION TO DISK FORMAT** \$4.00
Send in your title card from your Coleco data pack to be converted to disk. Titles which can be converted are: Buck Rodgers, Donkey Kong, Donkey Kong Jr., Dragon's Lair, Zaxxon, Recipe Filer, 2010: The Text Adventure, Richard Scarry's Best Electronic Workbook Ever (320K or 720K disk only) and The Best of B.C.
- **SmartFILER UPGRADE to VERSION 27D** \$4.00
Send in your SmartFILER Disk or DDP to be upgraded to the latest version 27D which fixes many of the known bugs.
- **INFOCOM CONVERSION to ADAM CP/M FORMAT** \$4.00
Send in your INFOCOM titles to be converted to an ADAM CP/M format. Inform us whether to overwrite the original or to place the ADAM CP/M version on a separate Disk or DDP. The listed INFOCOM titles can be purchased at most computer stores in your area. We can convert: Zork I, II & III, Planetfall, Deadline, Starcross, HitchHiker's Guide to the Galaxy, Leather Goddess' of Phobos, Stationfall, Plundered Hearts and Ballyhoo.

DOT MATRIX PRINTERS & INTERFACES

- **PANASONIC KX-P1180i** \$199.95
- **(with ADAM Printer Interface & Cable)** \$239.95
9 pin dot matrix printer with 4K buffer and parallel connector. Draft speed 192 CPS, Near Letter Quality speed 38 CPS. Many built-in print styles: compressed, elite, pica and size adjustable. Bottom / Rear paper feed. One ribbon enclosed. Two year limited warranty.
- **PANASONIC KX-P1191i** \$259.95
- **(with ADAM Printer Interface & Cable)** \$299.95
Identical to KX-P1180i with faster draft speed 240 CPS and Near Letter Quality speed 48 CPS. Also includes a Front paper feed. One ribbon enclosed. Two year limited warranty.
- **PARALLEL PRINTER INTERFACE (Disk or DDP)** \$39.95
Interface card with software that plugs into Slot #2 in the Memory Console and provides the ability to print text / graphics on any standard dot matrix printer. Requires Parallel Printer Cable.
- **MULTI-PURPOSE INTERFACE BOARD 2 (Disk or DDP)** ... \$69.95
Provides two RS-232 Serial Ports and 1 Parallel Port along with Addressor Connection for 128K or larger Memory Expanders. Includes

patch software for dot matrix printer and specially configured telecommunications software for non-standard serial ports along with the most current version of TDOS. Serial & Parallel cables sold separate.

- **PARALLEL PRINTER CABLE**..... \$12.95
3 foot cable attaches between Parallel Interface and Dot Matrix Printer.
- **SHIELDED PARALLEL PRINTER CABLE**..... \$19.95
6 foot shielded cable provides for extra shielding from interference.
- **RS-232 SERIAL CABLE**..... \$12.95
3 foot cable attaches between M.I.B.2 and Serial hardware device.

TRAINING MANUALS / BOOKS

- **NIAD PRODUCT REVIEW BOOK**.....\$19.95
Contains detailed reviews of over 100 ADAM products previously printed in NIAD Newsletter. Save money by knowing about products.
- **PUBLIC DOMAIN REVIEW BOOK**..... \$5.00
Booklet contains descriptions of all the programs in the SmartBASIC, SmartBASIC Utilities and SmartLOGO public domain libraries.
- **BASIC BASIC PROGRAMS FOR THE ADAM**..... \$8.25
- **HACKER'S GUIDE TO ADAM VOL. 1**..... \$11.95
- **HACKER'S GUIDE TO ADAM VOL. 2**..... \$11.95
- **HACKER'S GUIDE VOL. 1 & 2 PROGRAMS (Disk or DDP)**..... \$5.00
- **FROM BASICS TO BASIC**..... \$15.00
- **LEARNING TO READ WITH ADAM (Z-80)**..... \$25.00
- **DISASSEMBLY: SmartBASIC V1.0**..... \$25.00
- **DISASSEMBLY: EXTENDED OPERATING SYSTEM**..... \$15.00
- **MacADAM MANUAL**..... \$19.95
- **MacADAM DEMO FILES (Disk or DDP)**..... \$5.00

MISCELLANEOUS SUPPLIES

- **ADAM DIABLO HYTYPE I FILM RIBBON**..... \$4.95
- **PANASONIC KX-P110i RIBBON for KX-P1080/1091**..... \$9.95
- **GENERIC PANASONIC RIBBON for KX-P1080/1091**..... \$5.95
- **PANASONIC KX-P115i RIBBON for KX-P1180/1190**..... \$14.95
- **ADAM PRINT WHEEL**..... \$6.55
Specify font style for ADAM Printer: GOTHIC 12, SCRIPT 12, ELITE 12, EMPHASIS/ORATOR, COURIER 10 OR PICA 10
- **DIGITAL DATA DRIVE HEAD CLEANING KIT**..... \$.50
- **5 1/4" DISK DRIVE HEAD CLEANING KIT**..... \$5.95
- **3 1/2" DISK DRIVE HEAD CLEANING KIT**..... \$5.95
- **3 PIECE DUST COVER SET for COMPLETE ADAM**..... \$18.95
- **3 PIECE DUST COVER SET for EXP. MOD. #3 ADAM**..... \$23.95
- **5 1/4" OR 3 1/2" DISK DRIVE DUST COVER**..... \$8.95
- **5 1/4" DISK STORAGE CASE (HOLDS 70)**..... \$7.95
- **3 1/2" DISK STORAGE CASE (HOLDS 50)**..... \$7.95

DISKS / DIGITAL DATA PACKS

- **320K EXTENDED DIGITAL DATA PACK**..... \$2.25
- **10 320K EXTENDED DIGITAL DATA PACKS**..... \$21.50
- **256K NIAD ECONOMY DIGITAL DATA PACK**..... \$2.00
- **10 256K NIAD ECONOMY DIGITAL DATA PACKS**..... \$19.00
- **256K RIGHT DIRECTORY DIGITAL DATA PACK**..... \$1.00
- **10 256K RIGHT DIRECTORY DIGITAL DATA PACKS**..... \$9.00
- **50 5 1/4" DS/DD GENERIC DISKS with SLEEVES, TABS**..... \$19.95
- **25 5 1/4" DS/DD GENERIC DISKS with SLEEVES, TABS**..... \$14.95
- **25 3 1/2" DS/DD 720K GENERIC DISKS**..... \$19.95

COLECO CONTROLLERS

- **EXPANSION MODULE #2 DRIVING CONTROLLER**..... \$39.95
Steering wheel with gas pedal controller for use on the ADAM or Colecovision. Comes with a free TURBO cartridge and manuals.
- **ROLLER CONTROLLER**..... \$39.95
Trackball with two joysticks slots to create a control center for use on ADAM or Coleco. Comes with a free SLITHER cartridge and manuals.

SEGA 8-BIT GAME SYSTEM

- **SEGA MASTER 8-BIT GAME SYSTEM**..... \$89.95
2 CONTROLLERS, LIGHT PHASER, HANG ON / SAFARI HUNT, ETC.
- **SEGA BASE 8-BIT GAME SYSTEM**..... \$69.95
2 CONTROLLERS, HANG ON / ASTRO WARRIOR, ETC.
- **SEGA SPORTS PAD CONTROLLER**..... \$39.95
- **SEGA 3-D GLASSES**..... \$34.95
- **SEGA LIGHT PHASER**..... \$24.95
- **SEGA CARTRIDGES:**
- **AFTERBURNER**..... \$28.17
- **ALEX KIDD: HIGH TECH WORLD**..... \$22.17
- **ALEX KIDD: THE LOST STARS**..... \$21.57
- **ALF**..... \$22.17
- **ALTERED BEAST**..... \$35.96
- **BLADE EAGLE 3-D (3-D Glasses Required)**..... \$25.17
- **CALIFORNIA GAMES**..... \$25.17
- **CAPTAIN SILVER**..... \$22.17
- **FANTASY ZONE II**..... \$21.57
- **FANTASY ZONE: THE MAZE**..... \$17.97
- **GOLVELLIUS**..... \$33.56
- **GREAT VOLLEYBALL**..... \$15.95
- **KUNG FU KID**..... \$17.97
- **MARKSMAN / TRAP SHOOTING (Light Phaser Required)**..... \$17.97
- **MIRACLE WARRIORS**..... \$31.17
- **PENQUIN LAND**..... \$28.17
- **PRO WRESTLING**..... \$17.97
- **R-TYPE**..... \$39.96
- **RAMBO: FIRST BLOOD PART II**..... \$17.97
- **RAMBO III (Light Phaser Required)**..... \$33.56
- **RAMPAGE**..... \$34.36
- **RASTAN**..... \$37.56
- **SHINOBI**..... \$25.17
- **SHOOTING GALLERY (Light Phaser Required)**..... \$17.97
- **SPACE HARRIER**..... \$15.95
- **TIME SOLDIERS**..... \$35.96
- **VIGILANTE**..... \$35.96
- **WANTED (Light Phaser Required)**..... \$22.17
- **WHERE IN THE WORLD IS CARMEN**..... \$23.97
- **WONDER BOY III: THE DRAGON'S TRAP**..... \$35.96
- **WORLD GRAND PRIX**..... \$15.95
- **Y'S: THE VANISHED OMENS**..... \$43.96
- **ZAXXON 3-D (3-D Glasses, 2-D Mode Available)**..... \$25.17

GENESIS 16-BIT GAME SYSTEM

- **GENESIS 16-BIT GAME SYSTEM**..... \$189.95
1 HAND CONTROLLER, TV & STEREO HOOK-UP, ALTERED BEAST.
- **POWER BASE CONVERTER**..... \$34.95
Allows GENESIS to play all SEGA MASTER SYSTEM 8-BIT games.
- **GENESIS PAD CONTROLLER**..... \$24.95
- **GENESIS CARTRIDGES:**
- **AIR DIVER by SEISMIC**..... \$46.95
- **ALEX KIDD: ENCHANTED CASTLE by SEGA**..... \$37.95
- **ARNOLD PALMER: TOURNAMENT GOLF by SEGA**..... \$49.95
- **FORGOTTEN WORLDS by SEGA**..... \$53.95
- **GHOULS'N GHOSTS by SEGA**..... \$51.95
- **GOLDEN AXE by SEGA**..... \$56.95
- **HERZOG ZWIE by SEGA**..... \$43.95
- **LAST BATTLE by SEGA**..... \$49.95
- **MYSTIC DEFENDER by SEGA**..... \$53.95
- **PHANTASY STAR II by SEGA**..... \$64.95
- **RAMBO III by SEGA**..... \$51.95
- **REVENGE OF SHINOBI, THE by SEGA**..... \$57.95
- **SHOVE-IT by DREAMWARE**..... \$43.95
- **SPACE HARRIER II by SEGA**..... \$49.95
- **SUPER HANG-ON by SEGA**..... \$49.95
- **SUPER HYDLIDE by SEISMIC**..... \$51.95
- **SUPER THUNDER BLADE by SEGA**..... \$49.95
- **TARGET EARTH by DREAMWARE**..... \$51.95
- **THUNDERFORCE II by SEGA**..... \$51.95
- **TOMMY LASORDA BASEBALL by SEGA**..... \$55.95
- **TRUXTON by SEGA**..... \$51.95
- **WORLD CHAMPIONSHIP SOCCER by SEGA**..... \$37.95
- **ZOOM! by SEGA**..... \$41.95

GENESIS PRICES CUT \$5 !!

ENTERTAINMENT

ABOMINABLE SNOWMAN, THE	\$13.95
ACTIVISION'S DECATHLON	\$18.95
ADAM BOMB (64K)	\$19.95
ADDICTUS	\$17.95
AFL FOOTBALL	\$14.95
ALCAZAR	\$18.95
AQUATTACK	\$17.95
BASIC BONANZA	\$14.95
BEAMRIDER (CART)	\$18.95
BEYOND TREK (64K)	\$15.95
BIBLE JEOPARDY	\$14.95
BLACK GOLD	\$15.95
BLOCKADE RUNNER	\$15.95
BOULDER DASH	\$18.95
BRAIN STRAINERS (CART)	\$17.95
BRAINSTORM	\$16.95
CENTIPEDE (CART)	\$12.95
CHESS CHAMP (64K)	\$15.95
DEFENDER (CART & DDP)	\$12.95
DIABLO	\$15.95
DINOSAUR DIG (64K)	\$16.95
DRAGON: THE CHINESE CHALLENGE	\$17.95
ELECTRONIC GAME PACK I	\$17.95
ELECTRONIC GAME PACK II	\$17.95
FAMILY FEUD QUESTION PACK	\$14.95
FATHOM	\$18.95
G.A.M.E. SET #2	\$12.95
GHOST ZAPPER (64K)	\$11.95
GOLF (CART)	\$18.95
H.E.R.O.	\$16.95
HEIST, THE (CART)	\$18.95
JEOPARDY QUESTION PACK	\$14.95
KEYSTONE KAPERS	\$17.95
KID'S TRIVIAPAK I	\$12.95
L.V.A.C. ARCHIVES I	\$9.95
LAB MOUSE	\$12.95
LAS VEGAS CRAPS	\$16.95
MAGE QUEST	\$13.95
MIND OVER ADAM	\$11.95
MOONSWEEPER	\$15.95
MR. T SEARCH	\$12.95
MR. T SEARCH: GAMEPAK I	\$9.95
MR. T SEARCH: TRIVIA SEARCH	\$7.95
MYSTERY	\$14.95
NIAD GOLD: GAMES I	\$9.95
NIAD GOLD: TEXT ADVENTURES	\$9.95
NOVA BLAST (CART)	\$18.95
PHRASE CRAZE	\$17.95
PHRASE PAK I	\$9.95
PHRASE PAK II	\$9.95
PITFALL	\$17.95
PITFALL II	\$17.95
PITY	\$18.95
PRO FOOTBALL	\$18.95
PRO GOLF CHAMP	\$14.95
REEDY ENTERTAINMENT PACK	\$13.95
REEDY SOFTWARE LIBRARY	\$17.95
RIVER RAID	\$17.95
ROCK'N BOLT	\$18.95
SEWER SAM	\$17.95
SMARTGAMES PACK	\$9.95
SQUISH'EM SAM	\$18.95
STAGE FRIGHT	\$13.95
STARCROSS (CP/M DISK)	\$19.95
STRATOZAP	\$16.95
SUPER PARROT	\$12.95

SUPER ZAXXON (DDP)	\$9.95
TEMPLE OF THE SNOW DRAGON	\$21.95
TIME PILOT (CART)	\$9.95
TOURNAMENT TENNIS	\$18.95
TRIVIAPAK I	\$12.95
U-MATCH-EM	\$12.95
VASE OF TURR, THE	\$29.95
WING WAR	\$18.95
WIZARD'S PINBALL ARCADE	\$14.95

CONSTRUCTION SETS

FAMILY FEUD WRITER	\$19.95
JEOPARDY WRITER	\$19.95
LINKBUILDER	\$19.95
MAGE QUEST CONSTRUCTION SET	\$13.95
PHRASE PAK CONSTRUCTION SET	\$9.95

EDUCATIONAL

AMERICA AT WAR (DDP)	\$9.95
BEST ELEC. WORDBOOK EVER (DDP)	\$20.95
CABBAGE PATCH: PIC SHOW (CART)	\$18.95
DANCE FANTASY (CART)	\$12.95
DR. SEUSS' FIX UP/MIXED UP (CART)	\$18.95
EASY AS A,B,C & 1,2,3	\$11.95
EXPERTYPE (DDP)	\$9.95
FRANCAIS POUR LES CHIC	\$15.95
GREAT INVENTIONS GAME (DDP)	\$9.95
LEARNING WITH LEEPER (CART)	\$12.95
NIAD GOLD: SCIENCE & EDUCATION	\$9.95
NUMBER BUMPER	\$15.95
ROYAL AMBASSADOR EDUC. PACK	\$9.95
SCHOOL DAZE	\$16.95
SMARTBASIC CONSTRUCTION KIT	\$12.95
SOLAR SYSTEM, THE (DDP)	\$9.95
STATES & CAPITALS (DDP)	\$9.95
TELLY TURTLE (CART)	\$18.95
WORLD CAPITALS (DDP)	\$9.95

MEDIA UTILITIES

ADAM CONNECTION, THE (IBM DISK)	\$24.95
ADAMCALC DOT MATRIX PATCH	\$9.95
ADAMLINK II DOT MATRIX PATCH	\$9.95
AUTOBACKUP (64K)	\$17.95
BACKUP 3.0 (DISK)	\$16.95
BASIC SYSTEM MGR 3.0/FASTRUN	\$18.95
COPYCART+ V2.0 (DISK)	\$19.95
DISK DOCTOR	\$9.95
FILE MANAGER V2.0	\$17.95
FORMATTER II (DISK)	\$12.95
PrBOOT	\$17.95
OPENFILER V3.0 with OPENRECIPE	\$14.95
RAMBOOT (256K)	\$19.95
SMARTDSK I for SmartWRITER (64K)	\$18.95
SMARTDSK II for DEVICE #2 (64K)	\$16.95
SMARTDSK III for BASIC 1 & 2 (64K)	\$24.95
SMARTDSK CARTRIDGE (64K)	\$29.95

HOME / BUSINESS

ADAMCALC (DDP)	\$15.95
BUSINESS PACK I	\$18.95
EASY COME, EASY GO	\$19.95
FILE PRINTER	\$14.95
INVOICER (64K)	\$14.95
MISSPELLER for SPELLINGAID	\$18.95
NIAD GOLD: HOME & BUSINESS	\$9.95
SMARTFILER (DDP)	\$15.95
SMARTTYPE V2.0	\$17.95
SOFTPACK I	\$18.95
SPEEDYWRITE V2.0	\$39.95
SPEEDYWRITE SPELL (64K)	\$24.95
SPELLINGAID	\$26.95
TAX 1989	\$14.95

PRODUCTIVITY

ADAMLINK III+	\$24.95
ADAMLINK III UPGRADE TO III+	\$5.00
ADAMTALK V1.1 (EVE SS-CC)	\$19.95
ADDRESS BOOK / CALENDAR	\$9.95
AUTOWRITER	\$14.95
BASEBALL STATISTICIAN, THE	\$12.95
BASICAID V2.0	\$9.95
BORDERSPLUS for PRINT WORKS	\$15.95
E.O.S. FILE INDEXER	\$9.95
ELECT. FLASHCARD MAKER (DDP)	\$9.95
FLASH FACTS: HISTORY (DDP)	\$6.95
FLASH FACTS: TRIVIA (DDP)	\$6.95
FLASH FACTS: VOCABULATOR (DDP)	\$6.95
FONTPOWER	\$14.95
LABEL WORKS, THE	\$24.95
MR. T LIBRARY	\$10.95
PERSONAL CALENDAR UTILITY (64K)	\$19.95
PRINT WORKS, THE	\$27.95
RECIPE FILER (DDP)	\$10.95
SMARTBASIC CART	\$29.95
SMARTLETTERS & FORMS (DDP)	\$9.95
SMARTLOGO (DDP)	\$21.95
SMARTTERM V1.2	\$15.95
SPRITEMASTER	\$18.95
SPRITEPOWER	\$15.95
SUPERBASIC PLUS	\$9.95
VIDEOTUNES	\$21.95

GRAPHIC DESIGN

CLIPPER	\$15.95
CLIP-ART VOLUME I	\$12.95
CLIP-ART VOLUME II	\$12.95
COLECO GRAPHICS PROCESS. CART	\$29.95
GRAPHIXPAINTER	\$19.95
GRAPHIXPIX I	\$14.95
GROOVY GRAPHICS	\$14.95
HAPPY CLIPS VOL. 1 TO 10 (Each vol.)	\$10.95
PAINTAIDE with the SWIFT FONT KIT	\$16.95
PAINTMASTER (DDP)	\$22.95
PAINT PALETTE	\$9.95
POWERPAINT (64K)	\$29.95
POWERPRINTS VOLUME I	\$12.95
POWERTOOLS	\$12.95
SNAPSHOTS VOL. I	\$10.95
SNAPSHOTS VOL. II	\$10.95

\$4.00 DISK

N.I.A.D. PUBLIC DOMAIN SOFTWARE
PLEASE NOTE: Specify VOLUME #, TITLE and DISK OR DDP

\$6.00 DDP

MISCELLANEOUS VOLUMES

- **SmartBASIC BNDV # 1 - 35:** 35 different volumes containing assorted SmartBASIC entertainment, application, graphics, patch, utilities and other misc. programs. Most volumes are auto-booting and contain SmartWRITER documentation.
- **SmartBASIC UTILITIES UNDV # 1 - 2:** 2 different volumes containing SmartBASIC utility programs such as file copiers, backup utilities, patches and other misc. programs. Volumes are auto-booting and contain SmartWRITER documentation.
- **SmartLOGO UNDV # 1 - 5:** 5 different volumes containing SmartLOGO entertainment, application, graphics, utilities, patches and other misc. programs. Volumes require the user boot SmartLOGO first, contain SmartWRITER documentation.
- **ADAMCALC ANDV # 1 - 4:** 4 different volumes containing ADAMCALC spreadsheet formulas, tutorials and demonstrations. All volumes require the user to boot ADAMCALC first and contain SmartWRITER documentation.
- **CP/M 2.2 CNDV # 1 - 54:** 54 different volumes containing CP/M 2.2 utilities, games, interpreters, patches, compilers, word processors and other misc. programs. Volumes require the user boot CP/M 2.2 first, most programs contain documentation.
- **PD SIGNS UNDV # 1 - 2:** 2 different volumes containing SignSHOP/NewsMAKER graphic files for use with these programs by Strategic Software. Volumes require the user boot SignSHOP/NewsMAKER first and contain SmartWRITER documentation.
- **PINBALL GAMES PNDV # 1 - 7:** 7 different volumes containing Pinball Construction Set pinball games which were designed with this public domain program by Coleco. Each volume is auto-booting and contains SmartWRITER documentation.
- **VIDEOTUNES SONGS UNDV # 1 - 3:** 3 different volumes containing many assorted song files each that are for use with VideoTunes by FutureVision. Each volume requires the user to boot VideoTunes, then load the song file.
- **SOLO-ADVENTURE PACK VOL. # 2 - 3:** 2 different volumes of Solo Adventures for use with Mage Quest by Reedy Software. Each volume requires the user to boot Mage Quest first and contain SmartWRITER documentation.
- **SUPER FRONT LINE DEMO:** A Coleco In-House demo of the never completed supergame version of the ColecoVision cartridge Front Line. Program is auto-booting and runs through two very detailed demo screens of the supergame with sound.
- **NIAD BACKISSUE INDEX:** SmartFILER database detailing the contents of past NIAD Newsletters through 1987. Requires that the user boot SmartFILER first and then follow the SmartFILER instruction manual in order to load the database.
- **UKAS MINI-REVIEWS:** SmartFILER database with mini-reviews of hundreds of software and hardware products. Requires that the user boot SmartFILER first and then follow the included instruction sheet on how to access the database's contents.
- **ADAM SUPPORT DIRECTORY:** SmartFILER database containing names, addresses, etc. of ADAM support firms and user groups by Hector Sanchez. Requires the user boot SmartFILER and then follow the SmartFILER instruction manual.
- **FLASH FACTS:** MUSIC STUDIES: Eight flashcard files for use with the Electronic Flashcard Maker by Coleco dealing exclusively with music theory. Requires the user boot E.F.M. by Coleco first and contains SmartWRITER documentation.
- **COLECO PRESENTS: SOFTWARE:** Coleco self-booting database program containing lists of planned Coleco software and cartridges for the ADAM and ColecoVision. DDP ONLY.

GRAPHICS VOLUMES

- **FILE PICS VOL. # 1 - 4:** 4 different volumes of FILE picture files which can be viewed in SmartBASIC V1.0 with the included CbPicFAST program or in PowerPAINT, also contains SmartWRITER documentation.
- **REEDY ART GALLERY VOL. # 1 - 2:** 2 different volumes of 13 SmartPAINT format picture files to be viewed in SmartBASIC V1.0 with the included leader program or in PowerPAINT and other programs which support the SmartPAINT format.
- **N & B PIX VOL. # 1 - 28:** 28 different volumes of 13 SmartPAINT format picture files to be viewed or edited in PowerPAINT, ShowOff 1 and other programs which support the SmartPAINT format.
- **PAINTMATES VOL. # 1 - 13:** 13 different volumes of clip-art, sprite and font files for use with PowerPAINT, SpritePOWER and CLIPPER by Digital Express, The Print Works or The Label Works by Walters Software Co., and other assorted programs.
- **PAINTFORMS VOL. # 1 - 4:** 4 different volumes of assorted letterheads, labels font files and miscellaneous graphic files for use with PowerPAINT by Digital Express.
- **G.G.P. PIC VOL. # 1 - 3:** 3 different volumes of picture files for use with the Coleco Graphics Processor. All pictures are taken from Coleco / ADAM programs and cars through the use of the cartridge version of The Coleco Graphics Processor.

ENTERTAINMENT VOLUMES

- **SUPER BUCK RODGERS:** This is the supergame which comes with the ADAM Computer and is offered here for replacement in the case of damage to your original.

- **PINBALL CON. SET / HARD HAT MACK** (Best of Electronic Arts): Coleco supergame pack contains two great games in one package. New bug free version w/ 2 demo pinball games and an instruction sheet. Add \$2.00 for 40 page manual.
- **SUPER SUB-ROC:** Coleco supergame pack version of the Sub-Roc cartridge. This is a tremendous 3-D arcade action game with great graphics and a Hall of Fame option as well as an instruction sheet.
- **TROLL'S TALE:** Coleco supergame pack originally developed by Sirius Software. This is a children's adventure game with good graphics and offers a strong challenge as well as an instruction sheet.
- **JEOPARDY:** Coleco supergame pack of the popular television game show. Fabulous game with great graphics, multi-player ability, load / save games and a Hall of Fame options as well as an instruction sheet.
- **CABAGE PATCH KIDS: ADV. IN THE PARK:** Enhanced version of the popular ColecoVision cartridge of the same name, but with better graphics and added obstacles to be avoided by the game(s).
- **TEMPLE OF AFSHAI Revision 2:** Epyx supergame pack which was never released. This is a role playing adventure with graphics and some arcade sequences. DISK and DDP not compatible. Comes with instruction sheet.
- **FALL GUY / VIDEO HUSTLER:** Unreleased cartridges on disk or ddp which were developed by Fox Games. Fall Guy is a combo driving simulation and arcade game. Video Hustler is a video pool game. Contains SmartWRITER documentation.
- **YOKE'S ON YOU / MATH WIZ:** Cars which were developed by Fox Games & Sierra. Play the role of a coter in helping the chicken collect her eggs and a tremendous math skills arcade builder for ages 4-up. Comes with instruction sheet.
- **A-CHESS (SARGON):** Great graphic chess game which was developed in CP/M and modified by Chris Brayman. Comes on an auto-booting media and includes documentation on how to use.
- **SCREEN DONKEY KONG JR.:** Coleco's In-House version of Super Donkey Kong Jr. with an additional 5th play level, MARIO'S BAKERY (arcade version doesn't even have this level). This version automatically runs through all screens.
- **M.A.S.H.:** Unreleased cartridge game developed by Fox Games. Two arcade sequences: pick-up the wounded soldiers in the field and then remove shrapnel in the operating room. Comes with SmartWRITER documentation.
- **SUPER COBRA:** Helicopter arcade action game by Parker Brothers in which you must destroy the enemy ground installations. Contains SmartWRITER documentation.
- **MEMORY MANOR:** Children's game by Fisher. Price tests the memory capacities of your child. Good graphics and sound. Contains SmartWRITER documentation.
- **GHESS SOLITAIRE:** Great graphics version of chess where you try to guess the moves of the masters (15 different classic games are included). Also contains a second game, Knights Tour, and documentation in program.
- **MR. T YAHTZEE:** Outstanding rendition of the popular board game by Mr. T Software with multi-player options and instructions contained within the program.
- **ARTILLERY DUEL:** Unreleased cartridge by Xonox. Bomb your opponents quarry position before he bombs yours. Good graphics and sound and contains SmartWRITER documentation.
- **TOMARC THE BARBARIAN:** Unreleased cartridge by Xonox. Save your girlfriend from the cave man before your strength runs out! Contains SmartWRITER documentation.
- **WORD FEUD:** Unreleased cartridge by Xonox. Race against an opponent to find words hidden in the game board. Contains SmartWRITER documentation.
- **COLOSSAL CAVE:** Enormous text adventure program which was the fore-runner to the line of Infocom text adventures known as 'ZORK'.
- **SUPER DAM BUSTER:** Supergame version of the cartridge game with added screens and a Hall of Fame. The only flight simulator available for the ADAM and also one of the best games ever made. Are you good enough to defeat the NAZI forces?

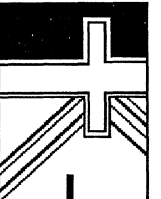
UTILITY VOLUMES

- **ADAM DIAGNOSTIC:** Coleco In-House test program for checking the components of the ADAM (Memory Console, Digital Data Drive, Printer, Keyboard). Requires a memory expander.
- **EOS DISK MANAGER:** Coleco utility program which was supplied with the 5 1/4" 80K Disk Drive. Also, contains the most current Coleco EOS Revision, Rev. 7.
- **SPEED CHECK V2.0:** Enhanced Coleco digital data drive test program to assure proper speed operation of drives for best read / write performance. Best results will occur by purchasing ddp from us instead of disk and then copying over to ddp.
- **ADAM UTILITIES:** Coleco In-House utilities, test and demo programs contained on an auto-booting media. Memory expander required for some of the system testers. Also, includes Adam Diagnostic and an instruction sheet.
- **MacAssembler 280 / EOS Assembler** written in machine code for the intermediate to advanced machine code programmer. Contains a 20 page manual in SmartWRITER format.
- **ONE-MINUTE FORMATTER:** A Digital Express contribution which will format

- 180K and 320K 5 1/4" disks as well as 3 1/2" 720K disks with full verify options and ability to set the directory size from 1-8 blocks.
- **STRATEGIC SOFTWARE PRINTER PATCHES:** SmartBASIC V1.0 programs for patching Strategic Software's SignSHOP, NewsMAKER, etc. programs for use with dot matrix printers. Contains SmartWRITER documentation.
- **MULTIWRITE PATCHES:** SmartBASIC V1.0 programs for patching Strategic Software's MULTIWRITE Word Processor. Some major enhancements are made. Contains SmartWRITER documentation.
- **COLECO GAME COPY:** Coleco In-House cartridge copy utility as well as a media backup utility rolled into one program. Will copy most of the available cartridges.
- **SHAPEMAKER:** Great SmartBASIC V1.0 utilities for creating shapes and placing text on the HGR or HGR2 screen. Shapes created can be used in PowerPAINT. Contains SmartWRITER documentation.
- **GRAPHICS CONVERTER:** Two SmartBASIC V1.0 programs which will convert dAVINCI and G.G.P. picture files to EOS GraphicsPAINTER format. can be loaded by PowerPAINT. Contains SmartWRITER documentation for Coleco Graphics Processor.
- **MEDIA MATE:** Three tremendous utility programs for editing data packs and disks in SmartBASIC V1.0. Contains Informative SmartWRITER documentation.
- **QUICKCOPY V5.0:** Excellent machine code copy program (block and file) with additional ramdrive and ramcopy software. Compatible with all memory expanders and disk drive sizes. Contains a 37 page manual in SmartWRITER format.
- **COLECO IN-HOUSE PROGRAMS:** Four separate programs: two diagnostic programs along with the Tunnel'N Trolls and ADAM Computer demos.

PRODUCTIVITY VOLUMES

- **ADAMLINK II:** Coleco's advanced telecommunications software with all the features of ADAMLINK I and the added ability to up and download ASCII files. Comes with addendum instruction sheets to the ADAMLINK I manual.
- **MARKET MONITOR:** Coleco of Canada management system program for the personal investor. Not totally bug free. Contains SmartWRITER documentation.
- **TAX PLANNER:** Coleco of Canada business software which will create a clearer and more complete picture of your tax situation. Contains SmartWRITER documentation.
- **VISI-SPRITE V6.0:** Advanced sprite development package with many powerful built-in features. This is the crippled version of the copyrighted version 6.5 and is made available for demo purposes and a chance to test out before buying V6.5.
- **dAVINCI:** Great graphic design utility from France using a point-and-click method of operation along with a SmartBASIC V1.0 utility to convert dAVINCI files into GraphicsPAINTER files. Contains SmartWRITER documentation. DISK ONLY.
- **X-10 CONTROL SOFTWARE:** Home appliance control / security system software. Requires a Serial Interface, Serial Cable and the X-10 Hardware. Contains SmartWRITER documentation.
- **COLECO GRAPHICS PROCESSOR:** Coleco's graphic design utility used to create graphics for cartridges and supergames. Instructions are provided on the GRAPHICS CONVERTER volume as well as a picture file conversion program. Requires a memory expander. Cartridge version is available for \$29.95.
- **TDOS V4.5:** Super enhanced version of CP/M 2.2 which operates much like MS-DOS. Adds many new features to make it an easier system to work with. Includes all utilities mentioned in the manual. Add \$4.00 for 31 page manual.
- **SmartBASIC V1.0:** Coleco's original SmartBASIC which came with the ADAM. This is available for replacement on DDP/DISK and has been enhanced for disk owners.
- **SmartBASIC V2.0:** Coleco's extended/enhanced version of SmartBASIC V1.0 (49K versus 28K) with memory expander access, but is not fully compatible with V1.0. Contains SmartWRITER documentation.
- **FRENCH BASIC:** Great modification of SmartBASIC V1.0 with demos. Must have version for the serious programmer that includes 10 new commands for using sprites, windows, easy color changes, etc.
- **SmartBASIC V2.1:** Nice modification of SmartBASIC V2.0 that adds macros for string inputs, formatter and backup programs. Contains SmartWRITER documentation.
- **SmartBASIC V2.0 40 COLUMN:** 40 column text version of SmartBASIC V2.0 which works in STD/MEM or EXT/MEM modes. No longer do you have to bother with a non-standard 31 column screen. Contains SmartWRITER documentation.
- **AUSTRALIAN SmartBASIC:** Enhanced SmartBASIC V1.0 with SmartKEY display of some of the most often used SmartBASIC commands (ie: RUN, LIST, SAVE, etc).
- **ADAM FORTH V1.1:** ADAM compatible version of this popular programming language. Comes with a number of programs on media and instruction sheet.
- **COLECO PERSONAL CP/M:** Coleco's In-House version which evolved into CP/M 2.2. Made available for collectors and as an easy way to test the ADAM components. Comes with instruction sheet.
- **TRACKER:** Allows for the tracking of Hurricanes in the Gulf Coast area. Enter 14 x y coordinates and then save them as a file or view the hurricane in action on the high-resolution map of the area. Includes SmartWRITER documentation file.




N.I.A.D. Northern
/ Illinois AD/AM
User's Group
P.O. Box 1317, Lisle, IL 60532
Phone #: (708) 961-3529

MULTI - FUNCTION USER GROUP
MONTHLY NEWSLETTER - PUBLIC DOMAIN LIBRARY
DISCOUNT BUYING SERVICE FOR HDW & SFTW

" For GOD so loved the World that he gave his one and only SON, that whoever believes in him shall not perish, but have eternal life. For GOD did not send his SON to condemn the World, but to save the World through him. " . . . John 3:16

N.I.A.D. NEWSLETTER FOR —————>



ADDRESS CORRECTION REQUESTED

POSTMASTER: DATED MATERIAL - PLEASE DELIVER